

ROCK TOOL
HANG



青岛金海航工贸有限公司

HANG INDUSTRY & TRADE CO., LTD



Rock drilling tools-
Mining tools -
Rotary drill tools -
Blast furnace drill tools -

HANG INDUSTRY CO., LTD was founded in 2008. It specializes in manufacturing various kinds of drilling tools, which are widely applied in all kinds of drilling sectors from stone quarry, mineral quarry, water conservancy, transportation, civil and military industry, geology and other civil engineering domains, ect.

As a leading and certified manufacturer for a wide range of industries, we focus on working with you for mutual benefit. We are open for long-term partnership with other business units with good sales and other related services for your benefit.

Our main provided products includes,

- Ø Tapered rock drilling tools Button Bit and Chisel Bit
- Ø Integral Drill steels, Tapered and Thread Drill Rod
- Ø Shank Adapters, Coupling Sleeves
- Ø Down the hole Drilling
- Ø Bench Drilling, Thread Button bit, Retract Button Bit

Our company holds abundant technologies, advanced detection means, as long as producing top-ranking equipments, and we passed the approval of Quality System Certificate ISO9001:2000 and CE certificate in 2013. Our product are widely sold to the principal market such as America, Canada, Spain, France, Chile and Argentina. We are committed in providing you with our premium tools, technical expertise, and exceptional service. Feel free to contact us with any questions. We look forward to hearing from you!

ROCK TOOL
HANG

HANG INDUSTRY CO.,LTD fue fundado en 2008. Se especializa en producir herramientas de perforación, las cuales son ampliamente utilizadas en explotación y perforación de industrias de explotación de roca, mineral, conservación del agua, transportación, industria militar, geología y construcción civil, etc.

Como un fabricante líder y reconocido en este vasto ámbito de industria, concentramos en añadir valor en todas nuestras experiencias. También estamos dispuestos a mantener relaciones a largo plazo con socios comerciales con buenas ventas y servicios al respecto para satisfacer sus necesidades.

Producimos principalmente los siguientes productos:

- Ø Herramientas Cónicas de perforación de Roca Brocas de Botones y Brocas Cinceladas
- Ø Barra Integral Barra Cónica y Roscada
- Ø Adaptadores de Mango Manguito de Acoplamiento
- Ø Herramientas de Perforación DTH
- Ø Herramienta de Perforación de Banco Brocas Roscadas de Botones Brocas de Botones Retrac

Nuestra compañía tiene tecnología suficiente, formas avanzadas de detección, equipo de producción de primera clase, y hemos aprobado el certificado del sistema de calidad de ISO9001:2000 y el certificado de CE en 2013. Nuestros productos se han vendido a muchos países incluidos los EEUU, Australia, Canadá, Sudamérica y África, etc. Nos dedicamos a ayudarle con nuestras herramientas de alta calidad, pericia tecnológica y superlativos servicios. No dude en contactarnos por cualquier duda. ¡Esperamos que podamos recibir sus noticias!



青岛金海航工贸有限公司
HANG INDUSTRY & TRADE CO., LTD



目录

DIRECTORY

- P01 小孔凿岩钎具 / SMALL HOLE DRILLING
- P02 台车掘进钎 / DRIFTING AND TUNNELING
- P03 深孔螺纹钎具 / BENCH AND PRODUCTION DRILLING
- P04 高炉开口钎具 / FURNACE TAPPING TOOLS
- P05 钎尾 / SHANK ADAPTERS
- P06 膨胀剂 / EXPANSIVE MORTAR
- P07 凿岩机 / ROCK DRILL

合金类型 Button Bit Insert Types

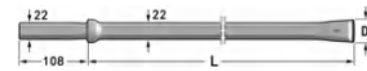
钎头设计 Bit Face Designs

合金设计 Button type	合金设计 Button type
低冠球齿 Spherical button 	<ul style="list-style-type: none"> · 普遍使用合金 Universal button · 耐磨性好 Wearing resistance good · 非常适用硬岩 Best suited to hard ground · 27,000 - 48,000 PSI (180 to 320 MPa) · 适用腐蚀岩层 Abrasive to very abrasive
高冠球齿 Hemispherical button 	<ul style="list-style-type: none"> · 普遍使用合金 Universal button · 耐磨性好 Wearing resistance good · 非常适用硬岩 Best suited to hard ground · 27,000 - 48,000 PSI (180 to 320 MPa) · 适用腐蚀岩层 Abrasive to very abrasive
抛物线齿 Parabolic button 	<ul style="list-style-type: none"> · 普遍使用合金 Universal button · 进尺速度快 Fast penetration · 非常适用中硬岩 Best suited to medium to hard rock · 15,000 - 25,000 PSI (100 to 170 MPa) · 适用中等腐蚀岩层 Mildly abrasive ground
锥型齿 Conical button 	<ul style="list-style-type: none"> · 进尺速度快 Fast penetration · 多用于小直径钎头 Best suited for smaller diameter bits · 适用非腐蚀岩层 Suited for all non-abrasive ground types
弹头齿 Ballistic button 	<ul style="list-style-type: none"> · 进尺速度快 Fast penetration · 适用软岩 Best suited to soft rock · 10,000 - 20,000 PSI (70 to 140 MPa) · 适用非腐蚀岩层 Non abrasive ground

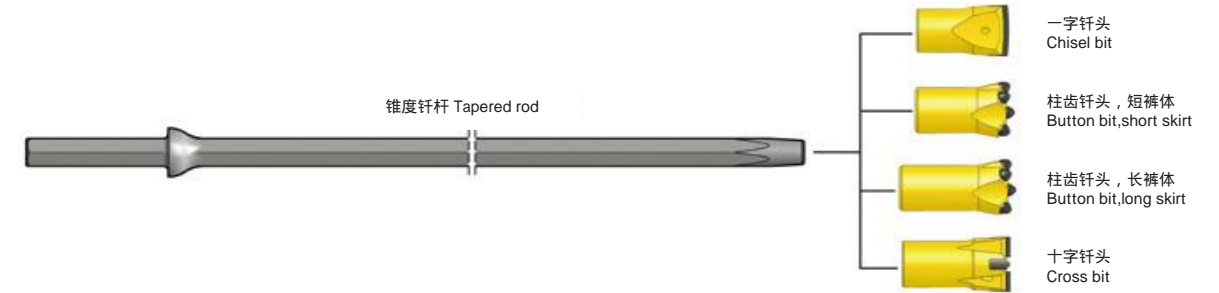
面部设计 Face	应用 Applications
短库体球齿 Button bit, short skirt 	<ul style="list-style-type: none"> · 适用于 H22 钎杆 For H22 drill rod
长库体球齿 Button bit, long skirt 	<ul style="list-style-type: none"> · 适用于 H22 钎杆 For H22 drill rod
普通球齿 Button bit 	<ul style="list-style-type: none"> · 一般用途钎头 General purpose bit
易返球齿, 长翼 Retrac button bit, long skirt 	<ul style="list-style-type: none"> · 适用裂缝岩石, 不易卡钎 Design to provide easy removal and completion of bit in adverse hole conditions
易返球齿, 短翼 Retrac button bit, short skirt 	<ul style="list-style-type: none"> · 适用裂缝岩石, 不易卡钎 Design to provide easy removal and completion of bit in adverse hole conditions
平面 Flat face 	<ul style="list-style-type: none"> · 一般用途钎头 General purpose bit · 适用中硬岩 Suited for medium to hard rock
凹心 Drop center 	<ul style="list-style-type: none"> · 钻孔直线度好 Straight hole application · 适用中硬岩 Suited for medium to hard rock
半凹心 New drop center 	<ul style="list-style-type: none"> · 钻孔直线度好 Straight hole application · 适用中硬岩 Suited for medium to hard rock

整体钎 Integral Drill Steels

22mm	长度 Length		钎头直径 Bit dia.	重量 Weight approx kg	型号 P/N Hang
	毫米 mm	英尺 Foot			
一字钎头整体钎 Chisel bit integral	800	2'7"	34	3.0	5H22-341810-0800-40-2
	1600	5'3"	33	5.2	5H22-331810-1600-40-2
钎柄 22mm x 108mm Shank 22mm x 108mm	2400	7'10"	32	8.0	5H22-321808-2400-40-2
	3200	10'6"	31	10.2	5H22-311808-3200-40-2
	4000	13'1"	30	12.9	5H22-301808-4000-40-2
	4800	15'9"	29	15.1	5H22-291508-4800-40-2
	5600	18'4"	28	17.6	5H22-281508-5600-40-2
	6400	21'	27	20.1	5H22-271508-6400-40-2
	7200	23'6"	26	22.5	5H22-261508-7200-40-2
	800	2'7"	40	3.0	5H22-401810-0800-40-2
	1600	5'3"	39	5.2	5H22-391810-1600-40-2
	2400	7'10"	38	8.0	5H22-381810-2400-40-2
	3200	10'6"	37	10.2	5H22-371810-3200-40-2
	4000	13'1"	36	12.9	5H22-361810-4000-40-2
	4800	15'9"	35	15.1	5H22-351810-4800-40-2
	5600	18'4"	34	17.6	5H22-341810-5600-40-2
	6400	21'	33	20.1	5H22-331810-6400-40-2
	7200	23'6"	32	22.5	5H22-321808-7200-40-2
	8000	26'2"	31	25.0	5H22-311808-8000-40-2
	400	1'4"	34	1.7	5H22-341810-0400-40-2
	800	2'7"	33	3.0	5H22-331810-0800-40-2
	1200	3'11"	32	4.1	5H22-321808-1200-40-2
	1600	5'3"	31	5.2	5H22-311808-1600-40-2
	2000	6'7"	30	6.7	5H22-301808-2000-40-2
	600	2'	41	2.4	5H22-411810-0600-40-2
	1200	3'11"	40	4.3	5H22-401810-1200-40-2
	1800	5'11"	39	6.2	5H22-391810-1800-40-2
	2400	7'10"	38	8.0	5H22-381810-2400-40-2
	400	1'4"	41	1.7	5H22-411810-0400-40-2
	800	2'7"	29	3.0	5H22-291508-0800-40-2
	800	2'7"	38	3.1	5H22-381810-0800-40-2
	1200	3'11"	39	4.3	5H22-391810-1200-40-2
	1600	5'3"	36	5.2	5H22-361810-1600-40-2
	1800	5'11"	36	6.0	5H22-361810-1800-40-2
	2000	6'7"	32	6.7	5H22-321808-2000-40-2
	2400	7'10"	27	8.0	5H22-271508-2400-40-2
	3200	10'6"	27	10.2	5H22-271508-3200-40-2
	3200	10'6"	32	10.3	5H22-321808-3200-40-2
	6400	21'	30	20.1	5H22-301808-6400-40-2
	8000	26'2"	26	25.0	5H22-261508-8000-40-2



锥度连接钎具 Tapered Rock Drilling Tools



钎头 Drill bit	钎头直径 Diameter		适用 岩石等级 For class of rock	合金 Tip size(mm)	尾孔锥度 Taper	重量 Weight (kg)	型号 P/N Hang
	毫米 mm	英寸 inch		高 x 厚 Height x Width			
一字马蹄形钎头 Horseshoe chisel bit	26	1 1/32	10-14	10 x 7	7°	0.17	1111-26721-10/7-40-21
	28	1 7/64	10-14	10 x 7	7°	0.18	1111-28721-10/7-40-21
	30	1 3/16	8-12	13.5 x 8	7°	0.22	1111-30722-13/8-40-14
	30	1 3/16	10-14	13.5 x 8	7°	0.22	1111-30722-13/8-40-13
	32	1 3/16	10-14	13.5 x 8	7°	0.24	1111-32722-13/8-40-14
	32	1 1/4	10-14	13.5 x 8	7°	0.24	1111-32722-13/8-40-13
	34	1 1/4	10-14	13.5 x 8	7°	0.27	1111-34722-13/8-40-14
	34	1 11/32	10-14	13.5 x 8	7°	0.27	1111-34722-13/8-40-13
	36	1 27/64	8-12	13.5 x 8	7°	0.30	1111-36722-13/8-40-14
	36	1 27/64	10-14	13.5 x 8	7°	0.30	1111-36722-13/8-40-13
	38	1 1/2	8-12	13.5 x 8	7°	0.33	1111-38723-13/8-40-14
	38	1 1/2	10-14	13.5 x 8	7°	0.33	1111-38723-13/8-40-13
	38	1 1/2	8-12	15 x 9	7°	0.33	1111-38723-15/9-40-14
	38	1 1/2	10-14	15 x 9	7°	0.33	1111-38723-15/9-40-13
	40	1 37/64	8-12	13.5 x 9.2	7°	0.38	1111-40723-13/9-40-14
	40	1 37/64	10-14	13.5 x 9.2	7°	0.38	1111-40723-13/9-40-13
	40	1 37/64	14-16	13.5 x 9.2	7°	0.38	1111-40723-13/9-40-12
	40	1 37/64	16-18	13.5 x 9.2	7°	0.38	1111-40723-13/9-40-11
	40	1 37/64	8-12	15 x 9.8	7°	0.38	1111-40723-15/9-40-14
	40	1 37/64	10-14	15 x 9.8	7°	0.38	1111-40723-15/9-40-13
	40	1 37/64	14-16	15 x 9.8	7°	0.38	1111-40723-15/9-40-12
	40	1 37/64	16-18	15 x 9.8	7°	0.38	1111-40723-15/9-40-11
	42	1 2/3	8-12	13.5 x 9.2	7°	0.41	1111-42723-13/9-40-14
	42	1 21/32	10-14	13.5 x 9.2	7°	0.41	1111-42723-13/9-40-13
42	1 21/32	14-16	13.5 x 9.2	7°	0.41	1111-42723-13/9-40-12	
42	1 21/32	16-18	13.5 x 9.2	7°	0.41	1111-42723-13/9-40-11	
42	1 21/32	8-12	15 x 9.8	7°	0.41	1111-42723-15/9-40-14	
42	1 21/32	10-14	15 x 9.8	7°	0.41	1111-42723-15/9-40-13	
42	1 21/32	10-14	15 x 9.8	7°	0.41	1111-42723-15/9-40-12	
42	1 21/32	16-18	15 x 9.8	7°	0.41	1111-42723-15/9-40-11	
43	1 11/16	8-12	13.5 x 9.2	7°	0.42	1111-43723-13/9-40-14	
43	1 11/16	10-14	13.5 x 9.2	7°	0.42	1111-43723-13/9-40-13	
43	1 11/16	8-12	15 x 9.8	7°	0.42	1111-43723-15/9-40-14	
43	1 11/16	10-14	15 x 9.8	7°	0.42	1111-43723-15/9-40-13	



锥度连接钎具 Tapered Rock Drilling Tools



锥度连接钎具 Tapered Rock Drilling Tools



小孔凿岩钎具
SMALL HOLE DRILLIN

钎头 Drill bit	钎头直径 Diameter		适用岩石等级 For class of rock	合金 Tip size (mm)	尾孔锥度 Taper	重量 Weight (kg)	型号 P/N Hang
	毫米 mm	英寸 inch		高 × 厚 Height × Width			
一字形斜刃钎头 Oblique chipways chisel bit	20	25/32	10 - 14	12 × 6	4°	0.10	1112-20415-12/6-40-22
	22	55/64	10 - 14	12 × 6	4°	0.12	1112-22415-12/6-40-22
	24	15/16	10 - 14	12 × 6	4°	0.14	1112-24415-12/6-40-22
	26	1 1/32	10 - 14	12 × 6	4°	0.16	1112-26415-12/6-40-22
	28	1 7/64	10 - 14	12 × 6	7°	0.19	1112-28722-13/8-40-22
	30	1 3/16	10 - 14	13 × 8	7°	0.22	1112-30722-13/8-40-22
	32	1 1/4	10 - 14	13.5 × 8	7°	0.24	1112-32722-13/8-40-22
	33	1 19/64	10 - 14	13.5 × 8	7°	0.25	1112-33722-13/8-40-22
	34	1 11/32	10 - 14	13.5 × 8	7°	0.27	1112-34722-13/8-40-22
	36	1 27/64	10 - 14	13.5 × 8	7°	0.29	1112-36722-13/8-40-22
	38	1 1/2	10 - 14	13.5 × 8	7°	0.34	1112-38723-13/8-40-22
	40	1 37/64	10 - 14	13.5 × 9.2	7°	0.40	1112-40723-13/9-40-22
	41	1 5/8	10 - 14	13.5 × 9.2	7°	0.41	1112-41723-13/9-40-22
	42	1 21/32	10 - 14	13.5 × 9.2	7°	0.43	1112-42723-13/9-40-22
一字形平槽钎头 Flat chipways chisel bit	38	1 1/2	10 - 14	16 × 10	7°	0.36	1113-38723-16/10-40-22
	40	1 37/64	10 - 14	16 × 10	7°	0.38	1113-40723-16/10-40-22
	41	1 5/8	10 - 14	16 × 10	7°	0.41	1113-41723-16/10-40-22
	42	1 21/32	10 - 14	22 × 16 × 10	7°	0.43	1113-42723-16/10-40-22
	45	1 3/4	10 - 14	22 × 16 × 10	7°	0.60	1113-45723-16/10-40-22
	46	1 3/4	10 - 14	22 × 16 × 10	7°	0.61	1113-46723-16/10-40-22
	48	1 7/8	10 - 14	22 × 16 × 10	7°	0.63	1113-48723-16/10-40-22
	50	1 31/32	10 - 14	22 × 16 × 10	7°	0.65	1113-50723-16/10-40-22
	56	2 1/4	10 - 14	24 × 16 × 10	7°	0.82	1113-56723-16/10-40-22
	60	2 23/64	10 - 14	26 × 16 × 10	7°	0.91	1113-60723-16/10-40-22
	65	2 1/2	10 - 14	26 × 16 × 10	7°	1.12	1113-65723-16/10-40-22
80	3 1/8	10 - 14	36 × 16 × 10	7°	1.40	1113-80723-16/10-40-22	
一字形斜槽钎头 Oblique - flat chipways chisel bit	36	1 27/64	10 - 14	15 × 10	7°	0.40	1114-36725-15/10-40-22
	38	1 1/2	10 - 14	15 × 10	7°	0.42	1114-38725-15/10-40-22
	40	1 37/64	10 - 14	15 × 10	7°	0.45	1114-40725-15/10-40-22
	41	1 5/8	10 - 14	15 × 10	7°	0.47	1114-41725-15/10-40-22
	42	1 21/32	10 - 14	15 × 10	7°	0.49	1114-42725-15/10-40-22
	43	1 11/16	10 - 14	15 × 10	7°	0.51	1114-43725-15/10-40-22
十字形钎头 Cross - type bit	30	1 3/16	11 - 15	12 × 12 × 8	7°	0.29	1221-30722-12/8-40-22
	32	1 1/4	11 - 15	12 × 12 × 8	7°	0.31	1221-32722-12/8-40-22
	33	1 19/64	11 - 15	12 × 12 × 8	7°	0.33	1221-33722-12/8-40-22
	34	1 11/32	11 - 15	12 × 12 × 8	7°	0.34	1221-33722-12/8-40-22
	35	1 3/8	11 - 15	12 × 12 × 8	7°	0.36	1221-35722-12/8-40-22
	36	1 27/64	11 - 15	13 × 12 × 8	7°	0.37	1221-36722-12/8-40-22
	38	1 1/2	11 - 15	14 × 12 × 8	7°	0.43	1221-38723-12/8-40-22
	40	1 37/64	11 - 15	15 × 12 × 8	7°	0.47	1221-40723-12/8-40-22
	41	1 5/8	11 - 15	15 × 12 × 8	7°	0.49	1221-41723-12/8-40-22
	42	1 21/32	11 - 15	15 × 12 × 8	7°	0.51	1221-42723-12/8-40-22
	43	1 11/16	11 - 15	15 × 12 × 8	7°	0.53	1221-43723-12/8-40-22
	45	1 3/4	11 - 15	17 × 14 × 8	7°	0.58	1221-45723-14/8-40-22
	48	1 7/8	11 - 15	17 × 14 × 8	7°	0.67	1221-48723-14/8-40-22
	50	1 31/32	11 - 15	19 × 14 × 8	7°	0.72	1221-50723-14/8-40-22
	55	2 1/4	11 - 15	20 × 16 × 10	7°	0.92	1221-55725-16/10-40-22
	60	2 3/8	11 - 15	22 × 16 × 10	7°	1.19	1221-60725-16/10-40-22

钎头 Drill bit	钎头直径 Diameter		合金数量 × 直径 No × button diameter			水孔数量 Flushing hole		重量 Weight approx kg	型号 P/N Hang
	毫米 mm	英寸 inch	芯齿 Front	边齿 Gauge	角 Angle	正 Front	侧 Side		
柱齿钎头 Button bit	32	1 1/4	1 × 8	3 × 8	35°	1	1	0.24	1431-32722-18/38-40-53
	33	1 19/64	2 × 7	5 × 7	35°	2	1	0.26	1431-33722-27/57-42-53
	34	1 11/32	2 × 7	4 × 7	40°	1	1	0.29	1431-34722-27/47-42-53
短库体 Short skirt	35	1 3/8	2 × 7	5 × 8	35°	1	1	0.33	1431-35722-27/58-42-53
	36	1 27/64	1 × 8	3 × 9	40°	1	1	0.37	1431-36722-18/39-42-53
	36	1 27/64	2 × 7	5 × 8	35°	1	1	0.37	1431-36722-27/58-42-53
	38	1 1/2	1 × 8	3 × 9	35°	1	1	0.38	1431-38723-18/39-42-53
	38	1 1/2	2 × 7	5 × 9	35°	1	1	0.38	1431-38723-27/58-42-53
	38	1 1/2	2 × 7	5 × 9	40°	2	1	0.38	1431-38723-27/59-42-53
	40	1 37/64	1 × 8	3 × 9	30°	1	1	0.40	1431-40723-18/39-40-53
	40	1 37/64	1 × 9	3 × 10	30°	1	1	0.40	1431-40723-19/310-40-53
	40	1 37/64	1 × 9	3 × 9	35°	1	1	0.40	1431-40723-19/39-42-53
	40	1 37/64	2 × 7	5 × 9	35°	1	1	0.40	1431-40723-27/59-42-53
长库体 Long skirt	42	1 21/32	1 × 8	3 × 9	30°	1	1	0.40	1431-42723-18/39-40-53
	42	1 21/32	1 × 9	3 × 10	30°	1	1	0.43	1431-42723-19/310-40-53
	42	1 21/32	1 × 9	3 × 9	35°	1	1	0.43	1431-42723-19/39-42-53
	42	1 37/64	2 × 8	5 × 9	35°	1	1	0.43	1431-42723-28/59-42-53
	32	1 1/4	2 × 7	5 × 7	35°	1	1	0.30	1435-32722-27/57-45-51
	33	1 19/64	2 × 7	5 × 7	35°	1	1	0.31	1435-33722-27/57-45-51
	35	1 3/8	2 × 7	5 × 8	35°	1	1	0.36	1435-35722-27/58-45-51
	38	1 1/2	2 × 7	5 × 8	35°	1	1	0.41	1435-38723-27/59-45-51
	41	1 5/8	2 × 7	5 × 9	35°	1	1	0.42	1435-41723-27/59-45-51

钎杆 Drill rod	长度 Length		重量 Weight approx kg	型号 P/N Hang
	毫米 mm	英尺 Foot		
六棱锥度钎杆 Hex. Taperd rod	600	2'	1.93	21H22-7/108-0600-40
	800	2'6"	2.54	21H22-7/108-0800-40
	1000	3'3"	3.15	21H22-7/108-1000-40
	1200	3'9"	3.76	21H22-7/108-1200-40
	1500	4'11"	4.68	21H22-7/108-1500-40
	1600	5'3"	4.98	21H22-7/108-1600-40
	1800	5'9"	5.59	21H22-7/108-1800-40
	2000	6'7"	6.20	21H22-7/108-2000-40
	2200	7'2"	6.81	21H22-7/108-2200-40
	2300	7'6"	7.12	21H22-7/108-2300-40
	2400	7'9"	7.42	21H22-7/108-2400-40
	2500	8'2"	7.73	21H22-7/108-2500-40
	2600	8'8"	8.03	21H22-7/108-2600-40
	3000	9'10"	9.25	21H22-7/108-3000-40
	3500	11'5"	10.78	21H22-7/108-3500-40
	4000	13'1"	12.30	21H22-7/108-4000-40
	4500	14'8"	13.83	21H22-7/108-4500-40
	5000	16'4"	15.35	21H22-7/108-5000-40
	5500	18'1"	16.88	21H22-7/108-5500-40
	6000	19'7"	18.30	21H22-7/108-6000-40
	4000	13'1"	16.10	21H25-7/159-4000-40
	4700	15'4"	18.90	21H25-7/159-4700-40
	5000	16'4"	22.10	21H25-7/159-5000-40
	5500	18'1"	22.10	21H25-7/159-5500-40
	6000	19'7"	24.10	21H25-7/159-6000-40

小孔凿岩钎具
SMALL HOLE DRILLIN

锥度连接钎具 Tapered Rock Drilling Tools

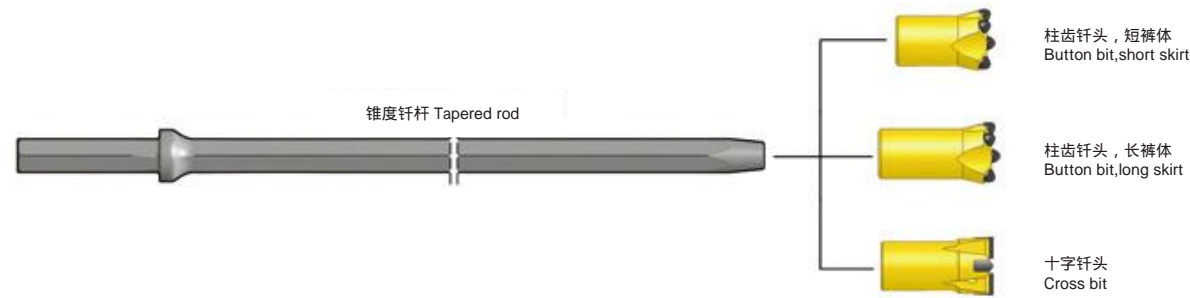


锥度连接钎具 Tapered Rock Drilling Tools



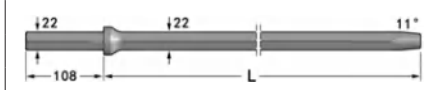
小孔凿岩钎具
SMALL HOLE DRILLIN

小孔凿岩钎具
SMALL HOLE DRILLIN



钎头 Drill bit	钎头直径 Diameter		合金数量 × 直径 No × button diameter			水孔数量 Flushing hole		重量 Weight approx kg	型号 P/N Hang
	毫米 mm	英寸 inch	芯齿 Front	边齿 Gauge	角 Angle	正 F ront	侧 Side		
柱齿钎头 Button bit 短库体 Short skirt	32	1 1/4	1 × 8	3 × 8	35°	1	2	0.24	1431-321122-18/38-45-51
	32	1 1/4	2 × 7	5 × 7	40°	1	1	0.24	1431-321122-27/57-45-51
	33	1 19/64	2 × 7	4 × 7	40°	1	1	0.25	1431-331122-27/47-45-51
	34	1 11/32	2 × 7	4 × 7	40°	1	1	0.29	1431-341122-27/47-45-51
	35	1 3/8	2 × 7	5 × 7	35°	1	1	0.33	1431-351122-27/57-45-51
	35	1 3/8	2 × 7	5 × 8	35°	1	1	0.33	1431-351122-27/58-45-51
	36	1 27/64	1 × 8	3 × 9	40°	1	1	0.36	1431-361122-18/39-45-51
	36	1 27/64	2 × 7	4 × 7	40°	1	1	0.36	1431-361122-27/47-45-51
	36	1 27/64	2 × 7	5 × 8	35°	1	1	0.36	1431-361122-27/58-45-51
	38	1 1/2	1 × 9	3 × 9	40°	1	1	0.39	1431-381122-19/39-45-51
	38	1 1/2	2 × 8	3 × 9	40°	1	1	0.39	1431-381122-28/39-45-51
	38	1 1/2	2 × 7	5 × 8	35°	1	1	0.39	1431-381122-27/58-45-51
长库体 Long skirt	38	1 1/2	2 × 7	5 × 9	35°	1	1	0.39	1431-381122-27/59-45-51
	40	1 37/64	1 × 9	3 × 9	40°	1	1	0.40	1431-401122-19/39-45-51
	40	1 37/64	2 × 8	3 × 9	40°	1	1	0.40	1431-401122-28/39-45-51
	40	1 37/64	2 × 9	3 × 9	40°	1	2	0.40	1431-401122-29/39-45-51
	40	1 37/64	2 × 7	5 × 9	35°	1	1	0.40	1431-401122-27/59-45-51
	40	1 37/64	2 × 8	5 × 9	35°	1	1	0.40	1431-401122-28/59-45-51
	41	1 5/8	2 × 7	5 × 9	35°	1	1	0.41	1431-411122-27/59-45-51
	32	1 1/4	2 × 7	5 × 7	35°	1	1	0.30	1435-321122-27/57-45-51
	33	1 19/64	2 × 7	5 × 7	35°	1	1	0.31	1435-331122-27/57-45-51
	33	1 19/64	2 × 7	6 × 7	40°	2	1	0.31	1435-331122-27/67-45-51
	35	1 3/8	2 × 7	6 × 7	40°	2	1	0.35	1435-351122-27/67-45-51
	38	1 1/2	2 × 7	5 × 9	35°	1	1	0.41	1435-381122-27/59-45-51
41	1 5/8	2 × 7	5 × 9	35°	1	1	0.42	1435-411122-27/59-45-51	
十字形钎头 Cross - type bit	35	1 3/8	2 × 7	5 × 9	35°	1	1	0.38	1435-351125-27/59-45-51
	36	1 27/64	2 × 7	5 × 9	35°	1	1	0.39	1435-361125-27/59-45-51
	38	1 1/2	2 × 7	5 × 9	35°	1	1	0.41	1435-381125-27/59-45-51
	41	1 5/8	2 × 7	5 × 9	35°	1	1	0.42	1435-411125-27/59-45-51
	29	1 9/64	12 × 8	-	-	1	2	0.25	1221-291122-12/8-42-22
	30	1 3/16	12 × 8	-	-	1	2	0.26	1221-301122-12/8-42-22
	32	1 1/4	12 × 8	-	-	1	2	0.30	1221-321122-12/8-42-22
33	1 19/64	12 × 8	-	-	1	2	0.32	1221-331122-12/8-42-22	
35	1 3/8	12 × 8	-	-	1	2	0.36	1221-351122-12/8-42-22	
36	1 27/64	12 × 8	-	-	1	2	0.39	1221-361122-12/8-42-22	
38	1 1/2	12 × 8	-	-	1	2	0.43	1221-381122-12/8-42-22	
41	1 5/8	14 × 8	-	-	1	2	0.49	1221-411122-14/8-42-22	

钎杆 Drill rod	长度 Length		重量 Weight approx kg	型号 P/N Hang
	毫米 mm	英尺 Foot		
H22mm 六棱钎杆 Hex.22mm Tapered rod 渗碳 carburized	610	2'	2.2	21H22-11/108-0610-40
	1220	4'	4.1	21H22-11/108-1220-40
	1830	6'	5.9	21H22-11/108-1830-40
	2000	6'7"	6.4	21H22-11/108-2000-40
	2435	8'	7.8	21H22-11/108-2435-40
	2600	8'8"	8.3	21H22-11/108-2600-40
	3200	10'6"	10.1	21H22-11/108-3200-40
	3655	12'	11.5	21H22-11/108-3655-40
	4000	13'1"	12.6	21H22-11/108-4000-40
	4800	15'9"	14.9	21H22-11/108-4800-40
	5600	18'4"	17.4	21H22-11/108-5600-40
	6400	21'	19.8	21H22-11/108-6400-40
	7200	23'6"	22.2	21H22-11/108-7200-40
8000	26'2"	24.6	21H22-11/108-8000-40	



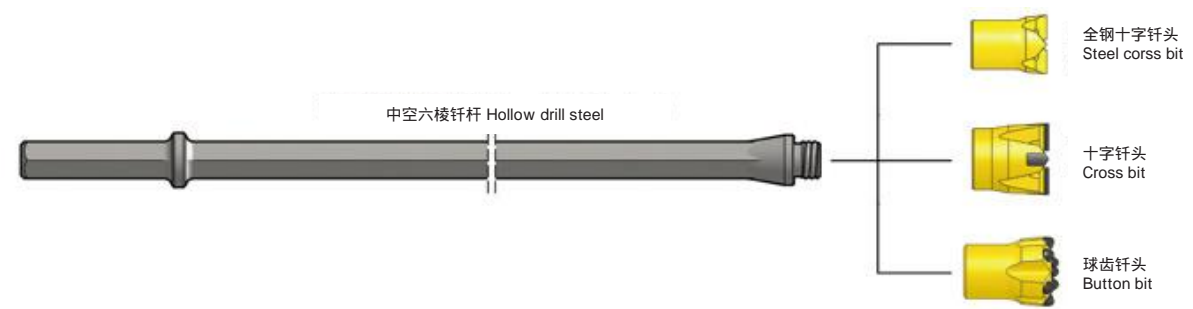
锥度连接钎具 Tapered Rock Drilling Tools

锥度连接钎具 Tapered Rock Drilling Tools



小孔岩屑钎具
SMALL HOLE DRILLIN

小孔岩屑钎具
SMALL HOLE DRILLIN



钎头 Drill bit	钎头直径 Diameter		合金数量 × 直径 No × button diameter			水孔数量 Flushing hole		重量 Weight approx kg	型号 P/N Hang	
	毫米 mm	英寸 inch	芯齿 Front	边齿 Gauge	角 Angle	正 Front	侧 Side			
柱齿钎头 Button bit	28	1 7/64	1 × 7	3 × 7	20°	1	1	0.20	1431-281222-17/37-45-51	
	28	1 7/64	1 × 7	4 × 7	35°	1	1	0.20	1431-281222-17/47-45-51	
	29	1 9/64	1 × 7	3 × 7	40°	1	1	0.21	1431-291222-17/37-45-51	
	短库体 Short skirt	30	1 3/16	1 × 7	3 × 7	40°	1	1	0.22	1431-301222-17/37-45-51
		30	1 3/16	1 × 7	4 × 7	35°	1	1	0.22	1431-301222-17/47-45-51
		30	1 3/16	2 × 7	4 × 7	30°	1	1	0.22	1431-301222-27/47-45-51
	长库体 Long skirt	32	1 1/4	2 × 7	5 × 7	40°	2	1	0.24	1431-321222-27/57-45-51
		33	1 19/64	2 × 7	5 × 7	35°	1	1	0.25	1431-331222-27/57-45-51
		34	1 11/32	2 × 7	5 × 8	35°	1	1	0.29	1431-341222-27/58-45-51
		35	1 3/8	2 × 7	4 × 7	35°	1	1	0.33	1431-351222-27/47-45-51
		35	1 3/8	2 × 7	5 × 8	35°	2	1	0.33	1431-351222-27/58-45-51
		35	1 3/8	2 × 7	5 × 9	35°	1	1	0.33	1431-351222-27/59-45-51
36		1 27/64	2 × 7	5 × 9	35°	1	1	0.37	1431-361222-27/59-45-51	
37		1 29/64	2 × 7	5 × 9	40°	1	1	0.38	1431-371222-27/59-45-51	
38		1 1/2	1 × 9	3 × 9	40°	1	1	0.40	1431-381222-19/39-45-51	
38		1 1/2	2 × 7	5 × 9	35°	1	1	0.40	1431-381222-27/59-45-51	
十字形钎头 Cross-type bit	41	1 5/8	2 × 7	5 × 9	35°	1	1	0.41	1431-411222-27/59-45-51	
	32	1 1/4	2 × 7	5 × 7	35°	1	1	0.30	1435-321222-27/57-45-51	
	33	1 19/64	2 × 7	5 × 7	35°	1	1	0.31	1435-331222-27/57-45-51	
	33	1 19/64	2 × 7	6 × 7	40°	2	1	0.31	1435-331222-27/67-45-51	
	35	1 3/8	2 × 7	6 × 7	40°	2	1	0.35	1435-351222-27/67-45-51	
十字形钎头 Cross-type bit	38	1 1/2	2 × 7	5 × 9	35°	1	1	0.41	1435-381222-27/59-45-51	
	41	1 5/8	2 × 7	5 × 9	35°	1	1	0.42	1435-411222-27/59-45-51	
	35	1 3/8	2 × 7	5 × 9	35°	1	1	0.38	1435-351222-27/59-45-51	
	36	1 27/64	2 × 7	5 × 9	35°	1	1	0.39	1435-361222-27/59-45-51	
十字形钎头 Cross-type bit	38	1 1/2	2 × 7	5 × 9	35°	1	1	0.41	1435-381222-27/59-45-51	
	41	1 5/8	2 × 7	5 × 9	35°	1	1	0.42	1435-411222-27/59-45-51	
	29	1 9/64	12 × 8	-	-	1	2	0.25	1221-291222-12/8-42-22	
	30	1 3/16	12 × 8	-	-	1	2	0.26	1221-301222-12/8-42-22	
	32	1 1/4	12 × 8	-	-	1	2	0.30	1221-321222-12/8-42-22	
	33	1 19/64	12 × 8	-	-	1	2	0.32	1221-331222-12/8-42-22	
	35	1 3/8	12 × 8	-	-	1	2	0.36	1221-351222-12/8-42-22	
	36	1 27/64	12 × 8	-	-	1	2	0.39	1221-361222-12/8-42-22	
十字形钎头 Cross-type bit	38	1 1/2	12 × 8	-	-	1	2	0.43	1221-381222-12/8-42-22	
	40	1 37/64	12 × 8	-	-	1	2	0.46	1221-401222-12/8-42-22	
	41	1 5/8	14 × 8	-	-	1	2	0.49	1221-411222-14/8-42-22	

钎杆 Drill rod	长度 Length		重量 Weight approx kg	型号 P/N Hang
	毫米 mm	英尺 Foot		
H22mm 六棱钎杆 Hex.22mm Tapered rod 渗碳 Carburized	610	2'	2.20	21H22-12/108-0610-40
	1220	4'	4.10	21H22-12/108-1220-40
	1830	6'	5.90	21H22-12/108-1830-40
	2000	6'7"	6.40	21H22-12/108-2000-40
	2435	8'	7.80	21H22-12/108-2435-40
	2600	8'8"	8.30	21H22-12/108-2600-40
	3200	10'6"	10.10	21H22-12/108-3200-40
	3655	12'	11.50	21H22-12/108-3655-40
	4000	13'1"	12.60	21H22-12/108-4000-40
	4800	15'9"	14.90	21H22-12/108-4800-40
	5600	18'4"	17.40	21H22-12/108-5600-40
	6400	21'	19.80	21H22-12/108-6400-40
H25mm 六棱钎杆 Hex.25mm Tapered rod 渗碳 Carburized	7200	23'6"	22.20	21H22-12/108-7200-40
	8000	26'2"	24.60	21H22-12/108-8000-40
	1830	6'	7.96	21H25-12/159-1830-40
	2435	8'	10.38	21H25-12/159-2435-40
	3050	10'	12.84	21H25-12/159-3050-40
	3655	12'	15.26	21H25-12/159-3655-40
	3965	13'	16.50	21H25-12/159-3965-40
	4270	14'	17.72	21H25-12/159-4270-40
	4880	16'	20.16	21H25-12/159-4880-40
	5530	18'	22.76	21H25-12/159-5530-40
6095	20'	25.02	21H25-12/159-6095-40	

肩冲式钎具 Shoulder Drive Drilling

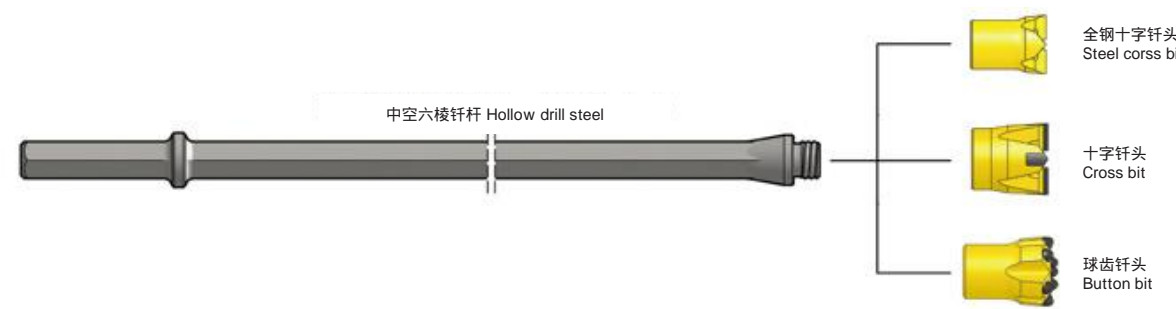


肩冲式钎具 Shoulder Drive Drilling




小孔凿岩钎具
SMALL HOLE DRILLIN

小孔凿岩钎具
SMALL HOLE DRILLIN

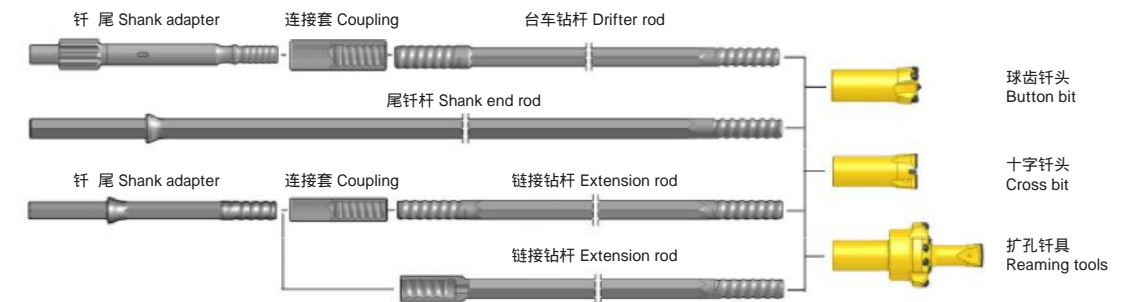


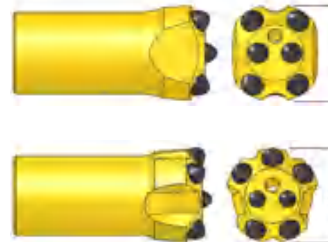



钎头 Drill bit	钎头直径 Diameter		合金 Tip size (mm)		水孔数量 Flushing hole		重量 Weight approx kg	型号 P/N Hang	
	毫米 mm	英寸 inch	高 × 厚 Height × Width	正 Front	侧 Side				
E 螺纹全钢十字钎头 E-Thread steel cross bit	24	1 5/16	-	1	-	0.07	1223-24E16-42		
	25	1	-	1	-	0.8	1223-25E16-42		
	28	1 1/8	-	1	-	0.09	1223-28E16-42		
	32	1 1/4	-	1	-	0.10	1223-32E16-42		
D 螺纹全钢十字钎头 D-Thread steel cross bit	45	1 3/4	-	1	4	0.30	1223-45D30-42		
	48	1 7/8	-	1	4	0.40	1223-48D30-42		
	51	2	-	1	4	0.42	1223-51D30-42		
	57	2 1/4	-	1	4	0.51	1223-57D30-42		
	64	2 1/2	-	1	4	0.58	1223-64D30-42		
	70	2 3/4	-	1	4	0.63	1223-70D30-42		
	76	3	-	1	4	0.69	1223-76D30-42		
	83	3 1/4	-	1	4	1.08	1223-83D30-42		
	89	3 1/2	-	1	4	1.18	1223-89D30-42		
	102	4	-	1	4	1.39	1223-102D30-42		
H 螺纹十字钎头 H-Thread cross bit	35	1 3/8	12 × 8	1	4	0.22	1221-35H25-12/8-42-23		
	38	1 1/2	12 × 8	1	4	0.26	1221-38H25-12/8-42-23		
	41	1 5/8	12 × 8	1	4	0.30	1221-41H25-12/8-42-23		
	45	1 3/4	14 × 8	1	4	0.38	1221-45H25-14/8-42-23		
	48	1 7/8	14 × 8	1	4	0.42	1221-48H25-14/8-42-23		
	51	2	14 × 8	1	4	0.50	1221-51H25-14/8-42-23		
	54	2 1/8	14 × 8	1	4	0.50	1221-54H25-14/8-42-23		
	57	2 1/4	16 × 10	1	4	0.61	1221-57H25-16/10-42-23		
	64	2 1/2	16 × 10	1	4	0.71	1221-64H25-16/10-42-23		
70	2 3/4	16 × 10	1	4	0.88	1221-70H25-16/10-42-23			
76	3	20 × 12	1	4	1.25	1221-76H25-20/12-42-23			
H 螺纹球齿钎头 H-Thread button bit	35	1 3/8	2 × 7	5 × 8	35°	1	1	0.26	1431-35H25-27/58-42-53
	38	1 1/2	2 × 7	5 × 9	30°	1	1	0.30	1431-38H25-27/59-42-53
	41	1 5/8	2 × 8	5 × 9	35°	1	1	0.34	1431-41H25-28/59-42-53
	45	1 3/4	3 × 8	6 × 9	40°	1	1	0.42	1431-45H25-38/69-42-53
	48	1 7/8	3 × 8	6 × 10	40°	1	1	0.46	1431-48H25-38/610-42-53
	51	2	3 × 9	6 × 10	40°	1	1	0.54	1431-51H25-39/610-42-53
57	2 1/4	3 × 9	6 × 11	35°	1	1	0.66	1431-57H25-39/611-42-53	

钎杆 Drill rod	长度 Length		重量 Weight approx kg	型号 P/N Hang	
	毫米 mm	英尺 Foot			
H22mm 六棱钎杆 Hex.22mm Hollow drill steel	305	1'	1.20	21H22-E16/82-0305-40	
	455	1' 6"	1.67	21H22-E16/82-0455-40	
	610	2'	2.15	21H22-E16/82-0610-40	
	762	2' 6"	2.62	21H22-E16/82-0762-40	
	915	3'	3.10	21H22-E16/82-0915-40	
	1220	4'	4.04	21H22-E16/82-1220-40	
	1525	5'	4.99	21H22-E16/82-1525-40	
	1830	6'	5.93	21H22-E16/82-1830-40	
	H25mm 六棱钎杆 Hex.25mm Hollow drill steel	305	1'	1.66	21H25-D30/108-0305-40
		455	1' 6"	2.26	21H25-D30/108-0455-40
610		2'	2.88	21H25-D30/108-0610-40	
762		2' 6"	3.48	21H25-D30/108-0762-40	
915		3'	4.10	21H25-D30/108-0915-40	
1220		4'	5.32	21H25-D30/108-1220-40	
1525		5'	6.54	21H25-D30/108-1525-40	
1830		6'	7.76	21H25-D30/108-1830-40	
H22mm 六棱钎杆 Hex.22mm Hollow drill steel		305	1'	1.20	21H22-H25/82-0305-40
		455	1' 6"	1.67	21H22-H25/82-0455-40
	610	2'	2.15	21H22-H25/82-0610-40	
	762	2' 6"	2.62	21H22-H25/82-0762-40	
	915	3'	3.10	21H22-H25/82-0915-40	
	1220	4'	4.04	21H22-H25/82-1220-40	
	1525	5'	4.99	21H22-H25/82-1525-40	
	1830	6'	5.93	21H22-H25/82-1830-40	
	2440	8'	7.82	21H22-H25/82-2440-40	
	3050	10'	9.71	21H22-H25/82-3050-40	
	3660	12'	11.60	21H22-H25/82-3660-40	
	4270	14'	13.49	21H22-H25/82-4270-40	
	H22mm 六棱钎杆 Hex.22mm Hollow drill steel	305	1'	1.30	21H22-H25/108-0305-40
		455	1' 6"	1.72	21H22-H25/108-0455-40
610		2'	2.24	21H22-H25/108-0610-40	
762		2' 6"	2.71	21H22-H25/108-0762-40	
915		3'	3.18	21H22-H25/108-0915-40	
1220		4'	4.12	21H22-H25/108-1220-40	
1525		5'	5.07	21H22-H25/108-1525-40	
1830		6'	6.01	21H22-H25/108-1830-40	
2440		8'	7.90	21H22-H25/108-2440-40	
3050		10'	9.79	21H22-H25/108-3050-40	
3660		12'	11.68	21H22-H25/108-3660-40	
4270		14'	13.57	21H22-H25/108-4270-40	
H25mm 六棱钎杆 Hex.25mm Hollow drill steel		305	1'	1.66	21H25-H25/108-0305-40
		455	1' 6"	2.26	21H25-H25/108-0455-40
	610	2'	2.88	21H25-H25/108-0610-40	
	762	2' 6"	3.48	21H25-H25/108-0762-40	
	915	3'	4.10	21H25-H25/108-0915-40	
	1220	4'	5.32	21H25-H25/108-1220-40	
	1525	5'	6.54	21H25-H25/108-1525-40	
	1830	6'	7.76	21H25-H25/108-1830-40	
	2440	8'	10.20	21H25-H25/108-2440-40	
	3050	10'	12.64	21H25-H25/108-3050-40	
3660	12'	15.08	21H25-H25/108-3660-40		
4270	14'	17.52	21H25-H25/108-4270-40		



台车掘进钎具 Drifting And Tunneling



钎头 Drill bit	钎头直径 Diameter		合金数量 × 直径 No x button diameter			水孔数量 Flushing hole		重量 Weight approx kg	型号 P/N Hang	
	毫米 mm	英寸 inch	芯齿 Front	边齿 Gauge	角 Angle	正 Front	侧 Side			
柱齿形钎头 Button bit 	圆齿 Spherical buttons									
	33	1 19/64	2 × 7	5 × 7	35 °	1	1	0.4	1431 - 33R25 - 27/57 - 45 - 41	
	35	1 3/8	2 × 7	5 × 8	35 °	1	1	0.4	1431 - 35R25 - 27/58 - 45 - 41	
	38	1 1/2	2 × 7	5 × 8	30 °	1	1	0.5	1431 - 38R25 - 27/58 - 45 - 41	
	38	1 1/2	2 × 7	5 × 9	30 °	1	1	0.5	1431 - 38R25 - 27/59 - 45 - 41	
	41	1 5/8	2 × 9	4 × 9	35 °	1	2	0.6	1431 - 41R25 - 29/49 - 45 - 41	
	41	1 5/8	2 × 8	5 × 9	35 °	1	1	0.6	1431 - 41R25 - 28/59 - 45 - 41	
	45	1 3/4	2 × 9	4 × 11	35 °	1	2	0.6	1431 - 45R25 - 29/411 - 45 - 41	
	45	1 3/4	2 × 8	5 × 10	30 °	1	2	0.6	1431 - 45R25 - 28/510 - 45 - 41	
	45	1 3/4	2 × 8	5 × 11	30 °	1	2	0.6	1431 - 45R25 - 28/511 - 45 - 41	
	扩孔钎头 Reaming bit 6 ° 	抛物线齿 Parabolic buttons								
		33	1 19/64	2 × 7	5 × 7	35 °	1	1	0.4	1431 - 33R25 - 27/57 - 45 - 51
35		1 3/8	2 × 7	5 × 9	25 °	1	1	0.4	1431 - 35R25 - 27/59 - 45 - 51	
38		1 1/2	2 × 7	5 × 9	40 °	1	1	0.5	1431 - 38R25 - 27/59 - 45 - 51	
41		1 5/8	2 × 8	5 × 9	40 °	1	1	0.6	1431 - 41R25 - 28/59 - 45 - 51	
45		1 3/4	2 × 9	5 × 10	35 °	1	2	0.6	1431 - 45R25 - 29/510 - 45 - 51	
64		2 1/2	2 × 10	8 × 9	35 °	-	-	0.8	1441 - 646 - 210/89 - 45 - 41	
64		2 1/2	4 × 8	8 × 9	25 °	-	-	0.8	1441 - 646 - 48/89 - 45 - 41	
扩孔导向器 Pilot adapter 6 ° 	76	3	2 × 11	8 × 11	35 °	-	-	1.2	1441 - 766 - 211/811 - 45 - 41	
	76	3	4 × 10	8 × 10	30 °	-	-	1.2	1441 - 766 - 410/810 - 45 - 41	
十字钎头 Cross - type bit 	89	3 1/2	4 × 11	8 × 11	35 °	-	-	1.7	1441 - 896 - 411/811 - 45 - 41	
	89	3 1/2	4 × 10	8 × 10	30 °	-	-	1.7	1441 - 896 - 410/810 - 45 - 41	
	26	1 1/32	12 × 8	-	-	-	-	1.3	1442 - 26R25 - 12/8 - 42 - 22	
	33	1 19/64	14 × 8	-	-	1	2	0.4	1221 - 33R25 - 14/8 - 42 - 23	
	35	1 3/8	14 × 8	-	-	1	2	0.5	1221 - 35R25 - 14/8 - 42 - 23	
	38	1 1/2	14 × 8	-	-	1	4	0.6	1221 - 38R25 - 14/8 - 42 - 23	
41	1 5/8	14 × 8	-	-	1	4	0.7	1221 - 41R25 - 14/8 - 42 - 23		
43	1 11/16	14 × 8	-	-	1	4	0.7	1221 - 43R25 - 14/8 - 42 - 23		
45	1 3/4	14 × 8	-	-	1	2	0.8	1221 - 45R25 - 14/8 - 42 - 23		
51	2	14 × 8	-	-	1	4	1.1	1221 - 51R25 - 14/8 - 42 - 23		

02

H A N G

台车掘进钎

DRIFTING AND TUNNELING

R25

R28

R23

台车掘进钎具 Drifting And Tunneling




钎杆 Drill rod	长度 Length		外径 Diameter		重量 Weight approx kg	型号 P/N Hang
	毫米 mm	英尺 Foot	毫米 mm	英寸 inch		
六方钎杆 Drifter rod, R32 - Hex25 - R25 内孔 Flushing hole 8.6mm. 	2100	7'	25	1"	8.6	22H25 - R25/R32 - 2100 - 23
	2400	8'	25	1"	9.6	22H25 - R25/R32 - 2400 - 23
	2600	8'8"	25	1"	10.4	22H25 - R25/R32 - 2600 - 23
	2800	9'	25	1"	11.1	22H25 - R25/R32 - 2800 - 23
	3090	10'	25	1"	12.2	22H25 - R25/R32 - 3090 - 23
	3700	12'	25	1"	14.6	22H25 - R25/R32 - 3700 - 23
六方钎杆 Extension rod, R25 - Hex25 - R25 内孔 Flushing hole 8.6mm. 	915	3'	25	1"	3.4	23H25 - R25 - 0915 - 23
	1000	3' 33/8"	25	1"	4.0	23H25 - R25 - 1000 - 23
	1220	4'	25	1"	4.6	23H25 - R25 - 1220 - 23
	1525	5'	25	1"	5.8	23H25 - R25 - 1525 - 23
	1830	6'	25	1"	7.0	23H25 - R25 - 1830 - 23
	2435	8'	25	1"	9.3	23H25 - R25 - 2435 - 23
六方快接钎杆 Speedrod, R25 - Hex25 - R25 内孔 Flushing hole 8.6mm. 	610	2'	25	1"	2.7	24H25 - R25/35 - 0610 - 23
	1220	4'	25	1"	5.1	24H25 - R25/35 - 1220 - 23

六棱钎尾钎杆 Shank end rod	长度 Length		外径 Diameter		重量 Weight approx kg	型号 P/N Hang
	毫米 mm	英尺 Foot	毫米 mm	英寸 inch		
六棱钎尾钎杆 Shank adapter/rod 	钎尾 22mm x 108mm		Shank 22mm x 108mm			
	610	2'	22	7/8	2.6	21H22 - R25/108 - 0610 - 40
	760	2'6"	22	7/8	2.9	21H22 - R25/108 - 0760 - 40
	1000	3'3"	22	7/8	3.7	21H22 - R25/108 - 1000 - 40
	1200	4'	22	7/8	4.4	21H22 - R25/108 - 1200 - 40
	1830	6'	22	7/8	6.3	21H22 - R25/108 - 1830 - 40
	2435	8'	22	7/8	8.1	21H22 - R25/108 - 2435 - 40
	3200	10'6"	22	7/8	10.6	21H22 - R25/108 - 3200 - 40
	3600	12'	22	7/8	12.0	21H22 - R25/108 - 3600 - 40
	钎尾 25mm x 159mm Shank 25mm x 159mm	2700	8'10"	25	1"	11.3
3200		10'6"	25	1"	13.7	21H25 - R25/159 - 3200 - 40

连接套 Coupling	长度 Length		外径 Diameter		螺 纹 Thread	重 量 Weight approx kg	型号 P/N Hang
	毫米 mm	英寸 inch	毫米 mm	英寸 inch			
同径连接套 Coupling sleeves 	155	6 1/8	44	1 3/4	R32	1.0	31 - R32 - 44 - 155 - 23
	150	5 7/8	35	1 3/8	R25	0.7	31 - R25 - 35 - 150 - 23
	160	6 5/16	38	1 1/2	R25	1.3	31 - R32 - 38 - 160 - 23
变径连接套 Coupling sleeves of different diameter 	150	5 7/8	45	1 3/4	R25 - R32	1.1	33 - R25/R32 - 45 - 150 - 23
	160	6 5/16	45	1 3/4	R25 - R32	1.2	33 - R25/R32 - 45 - 160 - 23
	160	6 5/16	56	1 13/64	R25 - R38	2.5	33 - R25/R38 - 56 - 160 - 23
	170	6 3/4	56	1 13/64	R25 - T38	3.2	33 - R25/T38 - 56 - 170 - 23

台车掘进钎具 Drifting And Tunneling



钎头 Drill bit	钎头直径 Diameter		合金数量 x 直径 No x button diameter			水孔数量 Flushing hole		重 量 Weight approx kg	型号 P/N Hang
	毫米 mm	英寸 inch	芯齿 Front	边齿 Gauge	角 Angle	正 Front	侧 Side		
柱齿形钎头 Button bit 	圆齿 Spherical buttons								
	37	1 29/64	2 x 7	5 x 9	30°	1	1	0.5	1431 - 37R28 - 27/59 - 45 - 41
	38	1 1/2	2 x 8	4 x 9	30°	1	2	0.6	1431 - 38R28 - 28/49 - 45 - 41
	38	1 1/2	2 x 7	5 x 9	30°	1	1	0.6	1431 - 38R28 - 27/59 - 45 - 41
	41	1 5/8	2 x 8	5 x 9	35°	1	1	0.7	1431 - 41R28 - 28/59 - 45 - 41
	43	1 11/16	2 x 9	5 x 9	35°	1	2	0.8	1431 - 43R28 - 29/59 - 45 - 41
	45	1 3/4	2 x 9	5 x 10	30°	1	2	0.9	1431 - 45R28 - 29/510 - 45 - 41
	45	1 3/4	3 x 8	6 x 9	35°	1	3	0.9	1431 - 45R28 - 38/69 - 45 - 41
	抛物线齿 Parabolic buttons								
	37	1 29/64	2 x 7	5 x 9	30°	1	1	0.5	1431 - 37R28 - 27/59 - 45 - 51
38	1 1/2	2 x 8	4 x 9	30°	1	2	0.6	1431 - 38R28 - 28/49 - 45 - 51	
38	1 1/2	2 x 7	5 x 9	30°	1	1	0.6	1431 - 38R28 - 27/59 - 45 - 51	
41	1 5/8	2 x 8	5 x 9	35°	1	1	0.7	1431 - 41R28 - 28/59 - 45 - 51	
43	1 11/16	2 x 9	5 x 9	35°	1	2	0.8	1431 - 43R28 - 29/59 - 45 - 51	
45	1 3/4	2 x 9	5 x 10	30°	1	2	0.9	1431 - 45R28 - 29/510 - 45 - 51	
45	1 3/4	3 x 8	6 x 9	35°	1	3	0.9	1431 - 45R28 - 38/69 - 45 - 51	
48	1 7/8	2 x 9	5 x 11	30°	1	2	1.0	1431 - 48R28 - 29/511 - 45 - 51	
48	1 7/8	3 x 8	6 x 9	35°	1	3	1.0	1431 - 48R28 - 38/69 - 45 - 51	
扩孔钎头 Reaming bit 6° 	64	2 1/2	2 x 10	8 x 9	35°	-	-	0.8	1441 - 646 - 210/89 - 45 - 41
	64	2 1/2	4 x 8	8 x 9	25°	-	-	0.8	1441 - 646 - 48/89 - 45 - 41
	76	3	2 x 11	8 x 11	35°	-	-	1.2	1441 - 766 - 211/811 - 45 - 41
	76	3	4 x 10	8 x 10	30°	-	-	1.2	1441 - 766 - 410/810 - 45 - 41
	89	3 1/2	4 x 11	8 x 11	35°	-	-	1.7	1441 - 896 - 411/811 - 45 - 41
	89	3 1/2	4 x 10	8 x 10	30°	-	-	1.7	1441 - 896 - 410/810 - 45 - 41
扩孔导向器 Pilot adapter 6° 	26	1 1/32	12 x 8	-	-	-	-	1.5	1442 - 26R28 - 12/8 - 42 - 22
	十字钎头 Cross - type bit								
	38	1 1/2	14 x 8	-	1	2	0.6	1221 - 38R28 - 14/8 - 42 - 23	
	41	1 5/8	14 x 8	-	1	4	0.7	1221 - 41R28 - 14/8 - 42 - 23	
	43	1 11/16	14 x 8	-	1	4	0.7	1221 - 43R28 - 14/8 - 42 - 23	
	45	1 3/4	14 x 8	-	1	4	0.9	1221 - 45R28 - 14/8 - 42 - 23	
	51	2	14 x 8	-	1	4	1.1	1221 - 51R28 - 14/8 - 42 - 23	

台车掘进钎具
DRIFTING AND TUNNELING

台车掘进钎具
DRIFTING AND TUNNELING


台车掘进钎具 Drifting And Tunneling



钎杆 Drill rod	长度 Length		外径 Diameter		重量 Weight approxkg	型号 P/N Hang
	毫米 mm	英尺 Foot	毫米 mm	英寸 inch		
六方钎杆 Drifter rod, R32 - Hex28 - R28 内孔 Flushing hole 8.8mm.	2400	7'10"	28	1 1/8	12.2	22H28 - R28/R32 - 2400 - 23
	2750	9'	28	1 1/8	14.4	22H28 - R28/R32 - 2750 - 23
	3700	12'11/2"	28	1 1/8	18.9	22H28 - R28/R32 - 3700 - 23
	4000	13'13/8"	28	1 1/8	20.4	22H28 - R28/R32 - 4000 - 23
	4310	14'11/2"	28	1 1/8	22.0	22H28 - R28/R32 - 4310 - 23
六方钎杆 Drifter rod, R38 - Hex32 - R28 内孔 Flushing hole 9.6mm.	2900	9'61/8"	32	1 1/4	18.8	22H32 - R28/R38 - 2900 - 23
	3090	10'11/2"	32	1 1/4	20.0	22H32 - R28/R38 - 3090 - 23
	3700	12'11/2"	32	1 1/4	24.0	22H32 - R28/R38 - 3700 - 23
	4310	14'11/2"	32	1 1/4	27.9	22H32 - R28/R38 - 4310 - 23
六方钎杆 Drifter rod, R32 - Hex32 - R28 内孔 Flushing hole 9.6mm.	3090	10'11/2"	32	1 1/4	20.0	22H32 - R28/R32 - 3090 - 23
	3700	12'11/2"	32	1 1/4	23.5	22H32 - R28/R32 - 3700 - 23
六方钎杆 Drifter rod, R32 - Hex32 - R28 内孔 Flushing hole 9.6mm. 接内螺纹钎尾 With slimmed shank end for female shank adapters.	3090	10'11/2"	32	1 1/4	20.0	22H32 - R28/R32N - 3090 - 23
	3700	12'11/2"	32	1 1/4	24.0	22H32 - R28/R32N - 3700 - 23
	4000	13'13/8"	32	1 1/4	25.9	22H32 - R28/R32N - 4000 - 23
	4310	14'11/2"	32	1 1/4	27.9	22H32 - R28/R32N - 4310 - 23
六方钎杆 Extension rod, R28 - Hex28 - R28 内孔 Flushing hole 8.8mm.	3050	10'	28	1 1/8	15.0	23H28 - R28 - 3050 - 23
六方钎杆 Speedrod, R28 - Hex28 - R28 内孔 Flushing hole 8.8mm.	3050	10'	28	1 1/8	15.0	24H28 - R28/39 - 3050 - 23

连接套 Coupling	长度 Length		外径 Diameter		螺纹 Thread	重量 Weight approxkg	Hang 型号 Hang P/N
	毫米 mm	英寸 inch	毫米 mm	英寸 inch			
同径连接套 Coupling sleeves	150	5	44	1 3/4	R32	1.0	31 - R32 - 44 - 150 - 23
	150	5	40	1 37/64	R28	0.9	31 - R28 - 40 - 150 - 23
	170	6	55	2 5/32	R38	2.0	31 - R38 - 55 - 170 - 23
变径连接套 Coupling sleeves of different diameter	160	6	45	1 3/4	R28 - R32	1.2	33 - R28/R32 - 45 - 160 - 23
	160	6	56	1 13/64	R28 - R38	2.5	33 - R28/R38 - 56 - 160 - 23

台车掘进钎具 Drifting And Tunneling



钎头 Drill bit	钎头直径 Diameter		合金数量 × 直径 No × button diameter			水孔数量 Flushing hole		重量 Weight approx kg	型号 P/N Hang
	毫米 mm	英寸 inch	芯齿 Front	边齿 Gauge	角 Angle	正 Front	侧 Side		
柱齿形钎头 Button bit	圆齿 Spherical buttons								
	41	1 5/8	2 × 9	4 × 9	35°	1	1	0.6	1431 - 41R32 - 29/49 - 45 - 41
	41	1 5/8	2 × 8	5 × 9	35°	1	1	0.7	1431 - 41R32 - 28/59 - 45 - 41
	43	1 11/16	2 × 9	5 × 9	35°	1	2	0.7	1431 - 43R32 - 29/59 - 45 - 41
	43	1 11/16	2 × 9	5 × 10	35°	1	1	0.7	1431 - 43R32 - 29/510 - 45 - 41
	43	1 11/16	2 × 9	6 × 9	40°	2	-	0.7	1431 - 43R32 - 29/69 - 45 - 41
	45	1 3/4	2 × 9	5 × 11	30°	1	1	0.8	1431 - 45R32 - 29/511 - 45 - 41
	45	1 3/4	2 × 9	6 × 10	35°	2	-	0.8	1431 - 45R32 - 29/610 - 45 - 41
	45	1 3/4	3 × 8	6 × 10	30°	3	-	0.8	1431 - 45R32 - 38/610 - 45 - 41
	48	1 7/8	2 × 9	5 × 11	35°	1	1	0.9	1431 - 48R32 - 29/511 - 45 - 41
	48	1 7/8	2 × 9	6 × 10	40°	2	-	0.9	1431 - 48R32 - 29/610 - 45 - 41
	48	1 7/8	3 × 8	6 × 10	40°	3	-	0.9	1431 - 48R32 - 38/610 - 45 - 41
	48	1 7/8	3 × 9	6 × 10	30°	3	-	0.9	1431 - 48R32 - 39/610 - 45 - 41
	51	2	2 × 10	5 × 11	35°	1	1	1.0	1431 - 51R32 - 210/511 - 45 - 41
	51	2	2 × 10	6 × 10	40°	2	-	1.0	1431 - 51R32 - 210/610 - 45 - 41
	51	2	3 × 9	6 × 10	35°	3	-	1.0	1431 - 51R32 - 39/610 - 45 - 41
	57	2 1/4	3 × 9	6 × 11	35°	3	-	1.3	1431 - 57R32 - 39/611 - 45 - 41
	64	2 1/2	3 × 10, 1 × 10	6 × 11	35°	3	-	1.6	1433 - 64R32 - 410/611 - 45 - 41
	64	2 1/2	4 × 10	8 × 10	40°	2	-	1.6	1431 - 64R32 - 410/810 - 45 - 41
	76	3	4 × 11	8 × 11	40°	2	-	2.6	1431 - 76R32 - 411/811 - 45 - 41
抛物线齿 Parabolic buttons	41	1 5/8	2 × 8	5 × 9	40°	1	1	0.7	1431 - 41R32 - 28/59 - 45 - 51
	43	1 11/16	2 × 9	5 × 9	40°	1	2	0.7	1431 - 43R32 - 29/59 - 45 - 51
	43	1 11/16	2 × 9	6 × 9	40°	2	-	0.7	1431 - 43R32 - 29/69 - 45 - 51
	43	1 11/16	3 × 8	6 × 8	40°	3	1	0.7	1431 - 43R32 - 38/68 - 45 - 51
	45	1 3/4	2 × 9	5 × 11	30°	1	2	0.8	1431 - 45R32 - 29/511 - 45 - 51
	45	1 3/4	2 × 9	6 × 9	40°	2	2	0.8	1431 - 45R32 - 29/69 - 45 - 51
	45	1 3/4	3 × 8	6 × 9	40°	3	1	0.8	1431 - 45R32 - 38/69 - 45 - 51
	48	1 7/8	2 × 9	5 × 11	35°	1	1	0.9	1431 - 48R32 - 29/511 - 45 - 51
	48	1 7/8	2 × 9	6 × 10	40°	2	-	0.9	1431 - 48R32 - 29/610 - 45 - 51
	48	1 7/8	3 × 8	6 × 10	40°	3	-	0.9	1431 - 48R32 - 38/610 - 45 - 51
	51	2	2 × 10	6 × 10	40°	2	-	1.0	1431 - 51R32 - 210/610 - 45 - 51
	51	2	3 × 9	6 × 10	40°	3	1	1.0	1431 - 51R32 - 39/610 - 45 - 51
54	2 1/8	3 × 9	6 × 10	40°	3	1	1.0	1431 - 54R32 - 39/610 - 45 - 51	
57	2 1/4	3 × 9	6 × 11	35°	3	-	1.3	1431 - 57R32 - 39/611 - 45 - 51	
64	2 1/2	4 × 10	8 × 10	40°	2	-	1.6	1431 - 64R32 - 410/810 - 45 - 51	

台车掘进钎具 Drifting And Tunneling



钎头 Drill bit	钎头直径 Diameter		合金数量 × 直径 No × button diameter			水孔数量 Flushing hole		重量 Weight approx kg	型号 P/N Hang	
	毫米 mm	英寸 inch	芯齿 Front	边齿 Gauge	角 Angle	正 Front	侧 Side			
柱齿易返钎头 Retrac button bit	圆齿 Spherical buttons									
	45	1 3/4	3 × 8	6 × 9	40°	3	-	1.1	1531-45R32-38/69-45-41	
	48	1 7/8	3 × 9	6 × 10	30°	3	-	1.2	1531-48R32-39/610-45-41	
	51	2	3 × 9	6 × 10	30°	3	-	1.4	1531-51R32-39/610-45-41	
	64	2 1/2	3 × 10, 1 × 10	6 × 11	35°	3	-	2.2	1533-64R32-410/611-45-41	
	64	2 1/2	4 × 10	8 × 10	40°	2	-	2.2	1531-64R32-410/810-45-41	
	76	3	4 × 11, 1 × 11	8 × 11	35°	4	1	3.5	1533-76R32-511/811-45-41	
	抛物线齿 Parabolic buttons									
	45	1 3/4	3 × 8	6 × 9	40°	3	-	1.1	1531-45R32-38/69-45-51	
	48	1 7/8	3 × 9	6 × 10	30°	3	-	1.2	1531-48R32-39/610-45-51	
	51	2	3 × 9	6 × 10	30°	3	-	1.4	1531-51R32-39/610-45-51	
	64	2 1/2	3 × 10, 1 × 10	6 × 11	35°	3	-	2.2	1533-64R32-410/611-45-51	
64	2 1/2	4 × 10	8 × 10	40°	2	-	2.2	1531-64R32-410/810-45-51		
76	3	4 × 11, 1 × 11	8 × 11	35°	4	1	3.5	1533-76R32-511/811-45-51		
柱齿扩孔钎头 Dome bit for reaming	圆齿 Spherical buttons									
	76	3	1 × 13	9 × 13	35°	3	1	2.0	1441-76R32-113/913-45-41	
	89	3 1/2	1 × 13	14 × 13	35°	2	2	2.6	1441-89R32-113/1413-45-41	
	102	4	1 × 13	16 × 13	35°	2	2	3.2	1441-102R32-113/1613-45-41	
	127	5	1 × 13	18 × 13	35°	3	1	4.8	1441-127R32-113/1813-45-41	
	抛物线齿 Parabolic buttons									
	76	3	1 × 13	9 × 13	35°	3	1	2.0	1441-76R32-113/913-45-51	
	89	3 1/2	1 × 13	14 × 13	35°	2	2	2.6	1441-89R32-113/1413-45-51	
	102	4	1 × 13	16 × 13	35°	2	2	3.2	1441-102R32-113/1613-45-51	
	127	5	1 × 13	18 × 13	35°	3	1	4.8	1441-127R32-113/1813-45-51	
	扩孔钎头 Reaming bit 6°	64	2 1/2	2 × 10	8 × 9	35°	-	-	0.8	1441-646-210/89-45-41
		64	2 1/2	4 × 8	8 × 9	25°	-	-	0.8	1441-646-48/89-45-41
76		3	2 × 11	8 × 11	35°	-	-	1.2	1441-766-211/811-45-41	
76		3	4 × 10	8 × 10	30°	-	-	1.2	1441-766-410/810-45-41	
89		3 1/2	4 × 11	8 × 11	35°	-	-	1.7	1441-896-411/811-45-41	
89		3 1/2	4 × 10	8 × 10	30°	-	-	1.7	1441-896-410/810-45-41	
扩孔导向器 Pilot adapter 6°	26	1 1/32	12 × 8		-	-	-	1.5	1442-26R32-12/8-42-22	
扩孔钎头 Reaming bit 12°	89	3 1/2	4 × 10	8 × 12	35°	-	-	1.8	1441-8912-410/812-45-41	
	102	4	4 × 12	8 × 12	35°	-	-	2.1	1441-10212-412/812-45-41	
	127	5	4 × 12	8 × 12	35°	-	-	4.0	1441-12712-412/812-45-41	
	127	5	4 × 13	8 × 13	35°	-	-	4.0	1441-12712-413/813-45-41	
扩孔导向器 Pilot adapter 12°	40	1 37/64	15 × 10		-	-	-	2.2	1442-40R32-15/10-42-22	
十字钎头 Cross-type bit	41	1 5/8	16 × 10		-	1	4	0.7	1221-41R32-16/10-42-23	
	43	1 11/16	16 × 10		-	1	2	0.8	1221-43R32-16/10-42-23	
	45	1 3/4	16 × 10		-	1	4	0.9	1221-45R32-16/10-42-23	
	48	1 7/8	16 × 10		-	1	4	0.9	1221-48R32-16/10-42-23	
	51	2	16 × 10		-	1	4	1.2	1221-51R32-16/10-42-23	
	57	2 1/4	16 × 10		-	1	4	1.3	1221-57R32-16/10-42-23	
	64	2 1/2	18 × 13		-	1	4	1.5	1221-64R32-18/13-42-23	

台车掘进钎具 Drifting And Tunneling

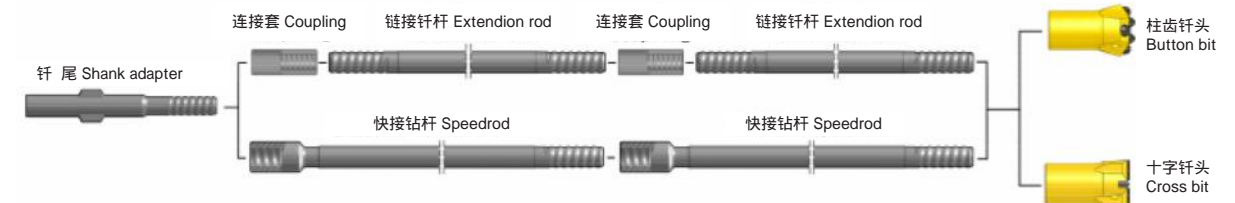


钎杆 Drill rod	长度 Length		外径 Diameter		重量 Weight approx kg	型号 P/N Hang
	毫米 mm	英尺 Foot	毫米 mm	英寸 inch		
六方钎杆 Drifter rod, R/T38 - Hex32 - R32 内孔 Flushing hole 9.6mm.	2400	7'10"	32	1	15.3	22H32 - R32/T38 - 2400 - 23
	3090	10'11/2"	32	1	19.8	22H32 - R32/T38 - 3090 - 23
	3400	11'13/4"	32	1	21.7	22H32 - R32/T38 - 3400 - 23
	4000	13'13/8"	32	1	25.5	22H32 - R32/T38 - 4000 - 23
	4310	14'11/2"	32	1	27.5	22H32 - R32/T38 - 4310 - 23
	4920	16'11/2"	32	1	31.3	22H32 - R32/T38 - 4920 - 23
	5530	18'11/2"	32	1	35.2	22H32 - R32/T38 - 5530 - 23
	3090	10'11/2"	35	1	24.0	22H35 - R32/T38 - 3090 - 23
	3700	12'11/2"	35	1	28.7	22H35 - R32/T38 - 3700 - 23
	4000	13'13/8"	35	1	31.1	22H35 - R32/T38 - 4000 - 23
六方钎杆 Drifter rod, R/T38 - Hex35 - R32 内孔 Flushing hole 9.5mm.	4310	14'11/2"	35	1	33.4	22H35 - R32/T38 - 4310 - 23
	4920	16'11/2"	35	1	37.8	22H35 - R32/T38 - 4920 - 23
	5530	18'11/2"	35	1	42.9	22H35 - R32/T38 - 5530 - 23
	6100	20'	35	1	47.3	22H35 - R32/T38 - 6100 - 23
	3700	12'11/2"	35	1	29.0	24H35 - R32/T38 - 3700 - 23
	4310	14'11/2"	35	1	34.1	24H35 - R32/T38 - 4310 - 23
	4920	16'11/2"	35	1	38.8	24H35 - R32/T38 - 4920 - 23
	5530	18'11/2"	35	1	43.6	24H35 - R32/T38 - 5530 - 23
	6400	21'	35	1	50.3	24H35 - R32/T38 - 6400 - 23

连接套 Coupling	长度 Length		外径 Diameter		螺纹 Thread	重量 Weight approx kg	型号 P/N Hang
	毫米 mm	英寸 inch	毫米 mm	英寸 inch			
同径连接套 Coupling sleeves	170	6 3/4	55	2 5/32	R38	1.8	31-R38-55-170-23
	190	7 1/2	55	2 5/32	T38	2.0	31-T38-55-190-23
变径连接套 Coupling sleeves of different diameter	150	6 1/8	45	1 3/4	R25-R32	1.1	33-R25/R32-45-150-23
	160	6 1/4	45	1 3/4	R25-R32	1.2	33-R25/R32-45-160-23
	160	6 1/4	45	1 3/4	R28-R32	1.2	33-R28/R32-45-160-23
	160	6 1/4	55	2 5/32	R32-R38	1.8	33-R32/R38-55-160-23
	170	6 3/4	55	2 5/32	R32-R38	2.0	33-R32/R38-55-170-23
	180	7 1/16	55	2 5/32	R32-R38	2.2	33-R32/R38-55-180-23
	210	8 1/4	55	2 5/32	R32-R38	2.8	33-R32/R38-55-210-23
	170	6 3/4	56	2 1/8	R32-R38	2.1	33-R32/T38-56-170-23
	180	7 1/16	56	2 1/8	R32-R38	2.2	33-R32/T38-56-180-23
	210	8 1/4	56	2 1/8	R32-R38	2.8	33-R32/T38-56-210-23
	190	7 1/2	63	2 33/64	R32-T45	3.2	33-R32/T45-63-190-23



深孔螺纹钎具 Bench drilling



03

H A N G

深孔螺纹钎具

BENCH AND PRODUCTION DRILLING

R3212 T51

R32 T60

HL38 ST58

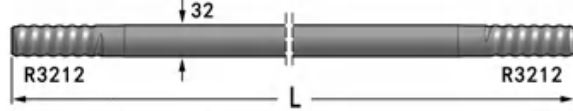
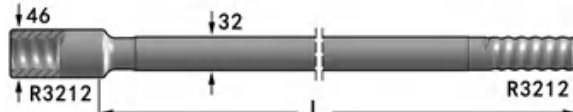
T38 ST68

T45

钎头 Drill bit	钎头直径 Diameter		合金数量 × 直径 No × button diameter			水孔数量 Flushing hole		重量 Weight approx kg	型号 P/N Hang
	毫米 mm	英寸 inch	芯齿 Front	边齿 Gauge	角 Angle	正 Front	侧 Side		
柱齿形钎头 Button bit	48	1 7/8	2 × 9	3 × 11	35°	1	1	0.7	1431-48R3212-29/311-45-62
	48	1 7/8	2 × 9	5 × 11	35°	1	1	0.7	1431-48R3212-29/511-45-62
	55	2 1/8	1 × 12	3 × 14	35°	1	1	0.9	1431-55R3212-112/314-45-62
	55	2 1/8	2 × 10, 1 × 10	4 × 12	35°	1	1	0.8	1434-55R3212-310/412-45-62
	55	2 1/8	2 × 10, 1 × 10	4 × 10	35°	1	1	0.8	1434-55R3212-310/410-45-62
	55	2 1/8	3 × 9	6 × 10	35°	3	-	0.9	1431-55R3212-39/610-45-62
	60	2 3/8	2 × 12	3 × 14	40°	1	1	1.0	1431-60R3212-212/314-45-62
	60	2 3/8	2 × 11	5 × 12	40°	1	1	1.0	1431-60R3212-211/512-45-62
	60	2 3/8	2 × 10, 1 × 10	4 × 12	40°	2	1	0.9	1434-60R3212-310/412-45-62
	60	2 3/8	3 × 10	6 × 11	40°	3	-	1.1	1431-60R3212-310/611-45-62
	65	2 1/2	2 × 13	3 × 14	40°	1	1	1.1	1431-65R3212-213/314-45-62
	65	2 1/2	3 × 12	3 × 14	40°	1	1	1.1	1431-65R3212-312/314-45-62
	65	2 1/2	2 × 12, 1 × 12	4 × 12	40°	1	1	1.2	1434-65R3212-312/412-45-62
	65	2 1/2	2 × 12, 1 × 10	4 × 14	35°	1	1	1.5	1434-65R3212-312/414-45-62
	65	2 1/2	3 × 12	6 × 12	35°	1	1	1.2	1431-65R3212-312/612-45-62
65	2 1/2	3 × 12	6 × 12	35°	3	-	1.2	1431-65R3212-312/612-45-62	
70	2 3/4	3 × 12	3 × 14	35°	1	1	1.6	1431-70R3212-312/314-45-62	
70	2 1/2	3 × 12	6 × 12	35°	1	1	1.4	1431-70R3212-312/612-45-62	
70	2 1/2	3 × 12	6 × 12	35°	3	-	1.4	1431-70R3212-312/612-45-62	
75	3	5 × 10	6 × 12	35°	2	1	1.7	1431-75R3212-510/612-45-62	
十字钎头 Cross-type bit	55	2 1/8	16 × 10	-	-	1	2	0.8	1221-55R3212-16/10-42-23
	60	2 3/8	16 × 10	-	-	1	2	0.9	1221-60R3212-16/10-42-23
	65	2 1/2	16 × 10	-	-	1	2	1.0	1221-65R3212-16/10-42-23
	70	2 3/4	16 × 10	-	-	1	2	1.1	1221-70R3212-16/10-42-23
	75	3	18 × 13	-	-	1	2	1.3	1221-75R3212-18/13-42-23
	80	3 1/8	18 × 13	-	-	1	2	1.6	1221-80R3212-18/13-42-23

深孔螺纹钎具 Bench Drilling

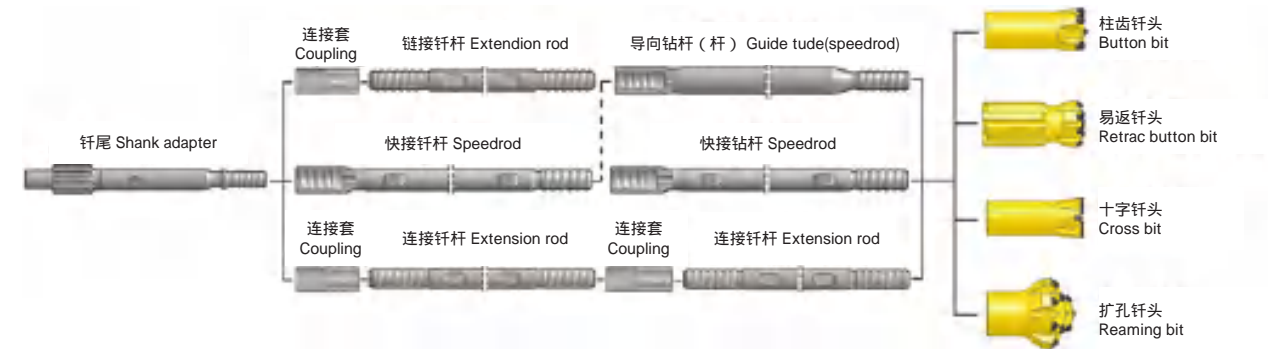






钎杆 Drill rod	长度 Length		外径 Diameter		重量 Weight approx kg	型号 P/N Hang
	毫米 mm	英尺 Foot	毫米 mm	英寸 inch		
连接钎杆 Extension rod R3212 - Round32 - R3212 内孔 Flushing hole 9.2mm. 	600	2'	32	1 1/4	3.53	23R32 - R3212 - 0600 - 40
	800	2'7"	32	1 1/4	4.70	23R32 - R3212 - 0800 - 40
	900	2'	32	1 1/4	5.30	23R32 - R3212 - 0900 - 40
	1000	3'3"	32	1 1/4	5.90	23R32 - R3212 - 1000 - 40
	1100	3'6"	32	1 1/4	6.52	23R32 - R3212 - 1100 - 40
	1200	3'9"	32	1 1/4	7.10	23R32 - R3212 - 1200 - 40
快接钎杆 MF-rod R3212 - Round32 - R3212 内孔 Flushing hole 9.2mm. 	600	2'	32	1 1/4	4.45	24R32 - R3212/46 - 0600 - 40
	800	2'7"	32	1 1/4	5.60	24R32 - R3212/46 - 0800 - 40
	900	2'	32	1 1/4	6.17	24R32 - R3212/46 - 0900 - 40
	1000	3'3"	32	1 1/4	6.80	24R32 - R3212/46 - 1000 - 40
	1100	3'6"	32	1 1/4	7.40	24R32 - R3212/46 - 1100 - 40
	1200	3'9"	32	1 1/4	7.90	24R32 - R3212/46 - 1200 - 40

连接套 Coupling	长度 Length		外径 Diameter		螺纹 Thread	重量 Weight approx kg	型号 P/N Hang
	毫米 mm	英寸 inch	毫米 mm	英寸 inch			
同径连接套 Coupling sleeves 	150	6 1/8	44	1 3/4	R3212	1.0	31 - R3212 - 44 - 150 - 42
	160	6 1/4	44	1 3/4	R3212	1.1	31 - R3212 - 44 - 160 - 42
	160	6 1/4	48	1 7/8	R3212	1.5	31 - R3212 - 48 - 160 - 42

钎尾 Shank adaptors	长度 Length		外径 Diameter		螺纹 Thread	重量 Weight approxkg	型号 P/N Hang
	毫米 mm	英寸 inch	毫米 mm	英寸 inch			
适用 90 风动钻机 For 90 drills 	330	1 1/12	56	2 1/4	R3212	2.3	4NJ90 - 38R3212 - 10330 - 42

深孔螺纹钎具 Bench Drilling



钎头 Drill bit	钎头直径 Diameter		合金数量 × 直径 No × button diameter			水孔数量 Flushing hole		重量 Weight approx kg	型号 P/N Hang	
	毫米 mm	英寸 inch	芯齿 Front	边齿 Gauge	角 Angle	正 Front	侧 Side			
柱齿形钎头 Button bit 	圆齿 Spherical buttons									
	48	1 7/8	2 × 9	5 × 11	35 °	1	2	1.0	1431 - 48R32 - 29/511 - 45 - 31	
	48	1 7/8	3 × 8	6 × 10	40 °	3	-	0.9	1431 - 48R32 - 38/610 - 45 - 31	
	51	2	2 × 10	5 × 11	35 °	1	2	1.0	1431 - 51R32 - 210/511 - 45 - 31	
	51	2	3 × 9	6 × 10	35 °	3	-	1.0	1431 - 51R32 - 39/610 - 45 - 31	
	57	2 1/4	3 × 9	6 × 11	35 °	3	-	1.3	1431 - 57R32 - 39/611 - 45 - 31	
	57	2 1/4	3 × 10	6 × 11	35 °	3	-	1.3	1431 - 57R32 - 310/611 - 45 - 31	
	64	2 1/2	3 × 11	6 × 12	30 °	3	-	1.6	1431 - 64R32 - 311/612 - 45 - 31	
	64	2 1/2	3 × 10, 1 × 10	6 × 11	35 °	3	-	1.6	1433 - 64R32 - 410/611 - 45 - 31	
	64	2 1/2	4 × 10	8 × 10	40 °	2	-	1.6	1431 - 64R32 - 410/810 - 45 - 31	
	70	3	4 × 11	8 × 11	40 °	2	-	2.6	1431 - 70R32 - 411/811 - 45 - 31	
	76	3	4 × 11, 1 × 11	8 × 11	35 °	2	-	2.6	1433 - 76R32 - 511/811 - 45 - 31	
	柱齿易返钎头 Retrac button bit 	圆齿 Spherical buttons								
		48	1 7/8	3 × 8	6 × 10	40 °	3	-	1.2	1531 - 48R32 - 38/610 - 45 - 31
		51	2	3 × 9	6 × 10	35 °	3	-	1.4	1531 - 51R32 - 39/610 - 45 - 31
64		2 1/2	3 × 10, 1 × 10	6 × 11	35 °	3	-	2.2	1533 - 64R32 - 410/611 - 45 - 31	
64		2 1/2	4 × 10	8 × 10	40 °	2	-	2.2	1531 - 64R32 - 410/810 - 45 - 31	
76		3	4 × 11, 1 × 11	8 × 11	35 °	4	1	3.5	1533 - 76R32 - 511/811 - 45 - 31	
抛物线齿 Parabolic buttons 		抛物线齿 Parabolic buttons								
		48	1 7/8	3 × 8	6 × 10	40 °	3	-	0.9	1431 - 48R32 - 38/610 - 45 - 51
		51	2	3 × 9	6 × 10	40 °	3	1	1.0	1431 - 51R32 - 39/610 - 45 - 51
		54	2 1/8	3 × 9	6 × 10	40 °	3	1	1.0	1431 - 54R32 - 39/610 - 45 - 51
		57	2 1/4	3 × 9	6 × 11	35 °	3	-	1.3	1431 - 57R32 - 39/611 - 45 - 51
		57	2 1/4	3 × 10	6 × 11	35 °	3	-	1.3	1431 - 57R32 - 310/611 - 45 - 51
		64	2 1/2	4 × 10	8 × 10	40 °	2	-	1.6	1431 - 64R32 - 410/810 - 45 - 51
抛物线齿 Parabolic buttons 		抛物线齿 Parabolic buttons								
		48	1 7/8	3 × 9	6 × 10	30 °	3	-	1.2	1531 - 48R32 - 39/610 - 45 - 51
	51	2	3 × 9	6 × 10	30 °	3	-	1.4	1531 - 51R32 - 39/610 - 45 - 51	
	64	2 1/2	3 × 10, 1 × 10	6 × 11	35 °	3	-	2.2	1533 - 64R32 - 410/611 - 45 - 51	
	64	2 1/2	4 × 10	8 × 10	40 °	2	-	2.2	1531 - 64R32 - 410/810 - 45 - 51	
	76	3	4 × 11, 1 × 11	8 × 11	35 °	4	1	3.5	1533 - 76R32 - 511/811 - 45 - 51	

深孔螺纹钎具
DRILLING
BENCH AND PRODUCTION

深孔螺纹钎具
DRILLING
BENCH AND PRODUCTION


深孔螺纹钎具 Bench Drilling



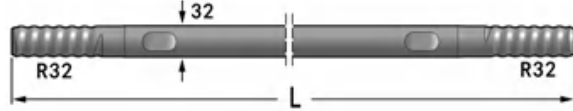

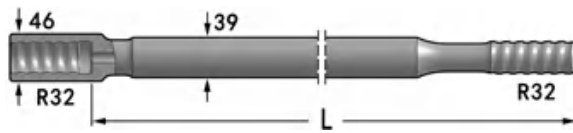
钎头 Drill bit	钎头直径 Diameter		合金数量 × 直径 No × button diameter			水孔数量 Flushing hole		重量 Weight approx kg	型号 P/N Hang
	毫米 mm	英寸 inch	芯齿 Front	边齿 Gauge	角 Angle	正 Front	侧 Side		
柱齿扩孔钎头 Dome bit for reaming 	圆齿 Spherical buttons								
	76	3	1 × 13	9 × 13	35°	3	1	2.0	1441-76R32-113/913-45-31
	89	3 1/2	1 × 13	14 × 13	35°	2	2	2.6	1441-89R32-113/1413-45-31
	102	4	1 × 13	16 × 13	35°	2	2	3.2	1441-102R32-113/1613-45-31
	127	5	1 × 13	18 × 13	35°	3	1	4.8	1441-127R32-113/1813-45-31
	抛物线齿 Parabolic buttons								
	76	3	1 × 13	9 × 13	35°	3	1	2.0	1441-76R32-113/913-45-51
	89	3 1/2	1 × 13	14 × 13	35°	2	2	2.6	1441-89R32-113/1413-45-51
	102	4	1 × 13	16 × 13	35°	2	2	3.2	1441-102R32-113/1613-45-51
	127	5	1 × 13	18 × 13	35°	3	1	4.8	1441-127R32-113/1813-45-51
十字钎头 Cross-type bits 	45	1 3/4	16 × 10		-	1	4	0.9	1221-45R32-16/10-42-23
	48	1 7/8	16 × 10		-	1	4	0.9	1221-48R32-16/10-42-23
	51	2	16 × 10		-	1	4	1.2	1221-51R32-16/10-42-23
	57	2 1/4	16 × 10		-	1	4	1.3	1221-57R32-16/10-42-23
	64	2 1/2	18 × 13		-	1	4	1.5	1221-64R32-18/13-42-23

深孔螺纹钎具 Bench Drilling



导向钻杆 Guide tube	长度 Length		外径 Diameter		重量 Weight approx kg	型号 P/N Hang
	毫米 mm	英寸 inch	毫米 mm	英寸 inch		
导向钻杆 Guide tube D46 适用 51 - 64mm 钎头 D46 for bits from 51 - 64mm 	1220	4'	46	1	10.0	24R46-R32/46-1220-23
	1525	5'	46	1	12.5	24R46-R32/46-1525-23
	1830	6'	46	1	14.2	24R46-R32/46-1830-23
	3050	10'	46	1	25.0	24R46-R32/46-3050-23

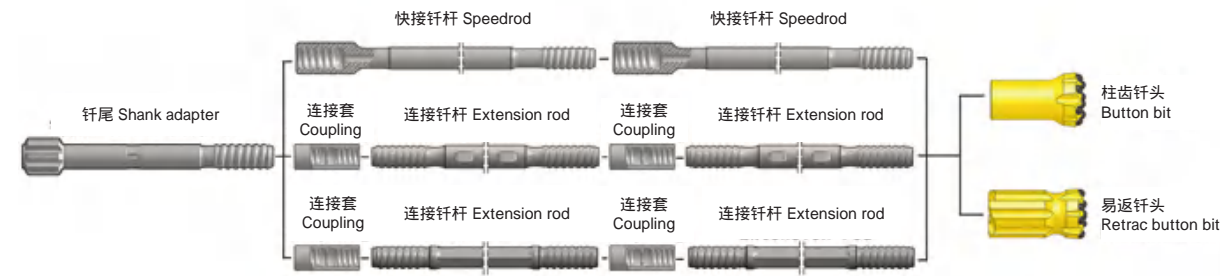
连接套 Coupling	长度 Length		外径 Diameter		螺纹 Thread	重量 Weight approx kg	型号 P/N Hang
	毫米 mm	英寸 inch	毫米 mm	英寸 inch			
同径连接套 Coupling sleeves 	150	6 1/8	44	1 3/4	R32	1.0	31-R32-44-150-23
	160	6 1/4	44	1 3/4	R32	1.1	31-R32-44-160-23

钎杆 Drill rod	长度 Length		外径 Diameter		重量 Weight approx kg	型号 P/N Hang
	毫米 mm	英尺 Foot	毫米 mm	英寸 inch		
连接钎杆 Extension rod R32 - Round32 - R32 内孔 Flushing hole 9.2mm. 扳手槽 Wrench flat 25.4mm. 	915	3'	32	1 1/4	5.4	23R32-R32-0915-23
	1000	3'33/8"	32	1 1/4	5.9	23R32-R32-1000-23
	1220	4'	32	1 1/4	7.2	23R32-R32-1220-23
	1830	6'	32	1 1/4	10.8	23R32-R32-1830-23
	2435	8'	32	1 1/4	14.3	23R32-R32-2435-23
	3050	10'	32	1 1/4	17.9	23R32-R32-3050-23
	3660	12'	32	1 1/4	21.5	23R32-R32-3660-23
	快接钎杆 MF-rod R32 - Round32 - R32 内孔 Flushing hole 9.2mm. 扳手槽 Wrench flat 25.4mm. 	915	3'	32	1 1/4	6.2
1220		4'	32	1 1/4	8.0	24R32-R32/46-1220-23
1525		5'	32	1 1/4	9.8	24R32-R32/46-1525-23
1830		6'	32	1 1/4	11.6	24R32-R32/46-1830-23
2435		8'	32	1 1/4	15.1	24R32-R32/46-2435-23
3050		10'	32	1 1/4	18.7	24R32-R32/46-3050-23
3660		12'	32	1 1/4	22.3	24R32-R32/46-3660-23
导向快接钎杆 Guide speedrod R32 - Round39 - R32 内孔 Flushing hole 14.5mm. 	3050	10'	39	1 1/2	27.0	24R39-R32/46-3050-23
	3660	12'	39	1 1/2	32.0	24R39-R32/46-3660-23

深孔螺纹钎具
BENCH AND PRODUCTION
DRILLING

深孔螺纹钎具
BENCH AND PRODUCTION
DRILLING

深孔螺纹钎具 Bench Drilling



钎头 Drill bit	钎头直径 Diameter		合金数量 × 直径 No × button diameter			水孔数量 Flushing hole		重量 Weight approx kg	型号 P/N Hang	
	毫米 mm	英寸 inch	芯齿 Front	边齿 Gauge	角 Angle	正 Front	侧 Side			
柱齿形钎头 Button bit	圆齿 Spherical buttons									
	64	2 1/2	3 × 11	6 × 12	35°	3	-	1.8	1431-64HL38-311/612-45-31	
	70	2 3/4	4 × 11	8 × 11	40°	2	-	1.9	1431-70HL38-411/811-45-31	
	70	2 3/4	4 × 10,1 × 10	8 × 11	30°	4	-	1.9	1432-70HL38-510/811-45-31	
	70	2 3/4	3 × 10,1 × 10	6 × 12	35°	3	-	1.8	1433-70HL38-410/612-45-31	
	76	3	4 × 11	8 × 11	40°	2	-	2.4	1431-76HL38-411/811-45-31	
	76	3	3 × 11,1 × 11	6 × 12	35°	3	1	2.6	1433-76HL38-411/612-45-31	
	76	3	4 × 11,1 × 11	8 × 12	35°	4	-	2.6	1432-76HL38-511/812-45-31	
	89	3 1/2	5 × 12	8 × 12	35°	2	-	3.3	1431-89HL38-512/812-45-31	
	89	3 1/2	4 × 13,1 × 13	8 × 13	35°	4	-	3.3	1432-89HL38-513/813-45-31	
	柱齿易返钎头 Retrac button bit	圆齿 Spherical buttons								
		64	2 1/2	3 × 10,1 × 10	6 × 11	35°	3	-	2.2	1533-64HL38-410/611-45-31
		70	2 3/4	4 × 10,1 × 10	8 × 11	35°	4	-	2.4	1532-70HL38-510/811-45-31
		76	3	4 × 11,1 × 11	8 × 11	40°	4	-	3.3	1532-76HL38-511/811-45-31
		76	3	4 × 11,1 × 11	8 × 12	35°	4	-	3.3	1532-76HL38-511/812-45-31
		89	3 1/2	5 × 12	8 × 12	35°	2	-	4.8	1531-89HL38-512/812-45-31
		89	3 1/2	4 × 13,1 × 13	8 × 13	35°	4	-	4.8	1532-89HL38-513/813-45-31
		柱齿易返钎头 Retrac button bit	抛物线齿 Parabolic buttons							
64			2 1/2	3 × 11	6 × 12	35°	3	-	1.8	1431-64HL38-311/612-45-51
70			2 3/4	4 × 11	8 × 11	40°	2	-	1.9	1431-70HL38-411/811-45-51
70			2 3/4	4 × 10,1 × 10	8 × 11	30°	4	-	1.9	1432-70HL38-510/811-45-51
76			3	4 × 11	8 × 11	40°	2	-	2.4	1431-76HL38-411/811-45-51
76			3	3 × 11,1 × 11	6 × 13	35°	3	1	2.6	1433-76HL38-411/613-45-51
76			3	4 × 11,1 × 11	8 × 12	35°	4	-	2.6	1432-76HL38-511/812-45-51
89			3 1/2	5 × 12	8 × 12	35°	2	-	3.3	1433-89HL38-512/812-45-51
89			3 1/2	4 × 13,1 × 13	8 × 13	35°	4	-	3.3	1432-89HL38-513/813-45-51
柱齿易返钎头 Retrac button bit			抛物线齿 Parabolic buttons							
		64	2 1/2	3 × 10,1 × 10	6 × 11	35°	3	-	2.2	1533-64HL38-410/611-45-51
	70	2 3/4	4 × 10,1 × 10	8 × 11	35°	4	-	2.4	1532-70HL38-510/811-45-51	
	76	3	4 × 11,1 × 11	8 × 11	40°	4	-	3.3	1532-76HL38-511/811-45-51	
	76	3	4 × 11,1 × 11	8 × 12	35°	4	-	3.3	1532-76HL38-511/812-45-51	
	89	3 1/2	5 × 12	8 × 12	35°	2	-	4.8	1531-89HL38-512/812-45-51	
	89	3 1/2	4 × 13,1 × 13	8 × 13	35°	4	-	4.8	1532-89HL38-513/813-45-51	

深孔螺纹钎具 Bench Drilling



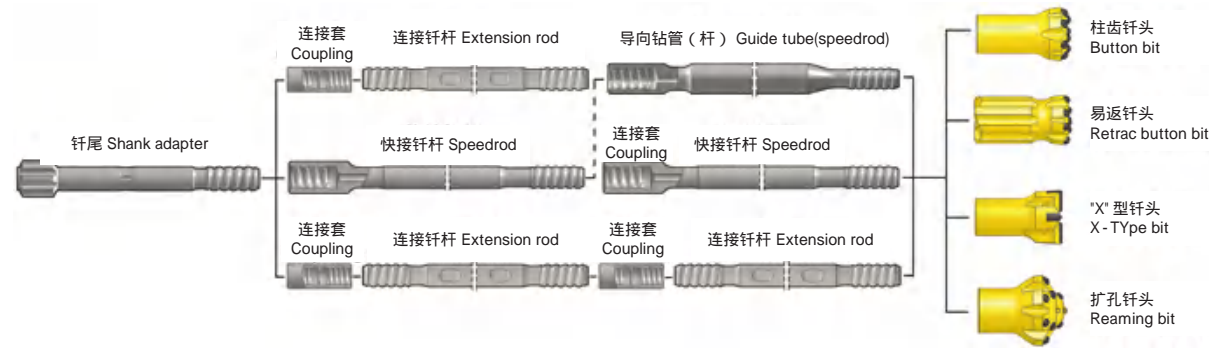
钎杆 Drill rod	长度 Length		外径 Diameter		重量 Weight approx kg	型号 P/N Hang	
	毫米 mm	英尺 Foot	毫米 mm	英寸 inch			
连接钎杆 Extension rod HL38-Round39-HL38 内孔 Flushing hole 14.5mm. 扳手槽 Wrench flat 32mm.	1220	4'	39	1 1/2	10.2	23R39-HL38-1220-23	
	1525	5'	39	1 1/2	12.8	23R39-HL38-1525-23	
	1830	6'	39	1 1/2	15.3	23R39-HL38-1830-23	
	2435	8'	39	1 1/2	20.4	23R39-HL38-2435-23	
	3050	10'	39	1 1/2	25.5	23R39-HL38-3050-23	
	3660	12'	39	1 1/2	30.9	23R39-HL38-3660-23	
	3965	13'	39	1 1/2	33.2	23R39-HL38-3965-23	
	4270	14'	39	1 1/2	35.7	23R39-HL38-4270-23	
	4880	16'	39	1 1/2	41.0	23R39-HL38-4880-23	
	5530	18' 11/2"	39	1 1/2	46.3	23R39-HL38-5530-23	
	6095	20'	39	1 1/2	50.9	23R39-HL38-6095-23	
	快接钎杆 MF-rod HL38-Round39-HL38 内孔 Flushing hole 14.5mm.	915	3'	39	1 1/2	10.7	24R39-HL38/57-0915-23
		1220	4'	39	1 1/2	13.3	24R39-HL38/57-1220-23
		1525	5'	39	1 1/2	15.8	24R39-HL38/57-1525-23
		1830	6'	39	1 1/2	18.3	24R39-HL38/57-1830-23
3050		10'	39	1 1/2	28.5	24R39-HL38/57-3050-23	
3660		12'	39	1 1/2	33.6	24R39-HL38/57-3660-23	
4270		14'	39	1 1/2	38.7	24R39-HL38/57-4270-23	
4880		16'	39	1 1/2	43.7	24R39-HL38/57-4880-23	
5530		18' 11/2"	39	1 1/2	49.2	24R39-HL38/57-5530-23	
6095		20'	39	1 1/2	53.9	24R39-HL38/57-6095-23	
六方连接杆 Hex. extension rod HL38-Hex32-HL38 内孔 Flushing hole 9.6mm.	1220	4'	32	1 1/4	8.6	23H32-HL38-1220-23	
	1830	6'	32	1 1/4	12.6	23H32-HL38-1830-23	
	2435	8'	32	1 1/4	16.6	23H32-HL38-2435-23	
	3050	10'	32	1 1/4	20.8	23H32-HL38-3050-23	
	3660	12'	32	1 1/4	24.9	23H32-HL38-3660-23	

连接套 Coupling	长度 Length		外径 Diameter		螺纹 Thread	重量 Weight approx kg	型号 P/N Hang
	毫米 mm	英寸 inch	毫米 mm	英寸 inch			
同径连接套 Coupling sleeves	170	6 3/4	55	2 5/32	HL38	1.9	31-HL38-55-170-23
	190	7 1/2	55	2 5/32	HL38	2.1	31-HL38-55-190-23

深孔螺纹钎具
BENCH AND PRODUCTION
DRILLING

深孔螺纹钎具
BENCH AND PRODUCTION
DRILLING

深孔螺纹钎具 Bench Drilling



钎头 Drill bit	钎头直径 Diameter		合金数量 × 直径 No x button diameter			水孔数量 Flushing hole		重量 Weight approx kg	型号 P/N Hang	
	毫米 mm	英寸 inch	芯齿 Front	边齿 Gauge	角 Angle	正 Front	侧 Side			
柱齿形钎头 Button bit	圆齿 Spherical buttons									
	64	2 1/2	3 × 11	6 × 12	35°	3	-	1.8	1431-64T38-311/612-45-31	
	64	2 1/2	4 × 10	8 × 10	40°	2	-	1.6	1431-64T38-410/810-45-31	
	64	2 1/2	3 × 10,1 × 10	6 × 11	35°	3	-	1.7	1433-64T38-410/611-45-31	
	70	2 3/4	4 × 11	8 × 11	40°	2	-	1.9	1431-70T38-411/811-45-31	
	70	2 3/4	4 × 10,1 × 10	8 × 11	30°	4	-	1.9	1432-70T38-510/811-45-31	
	70	2 3/4	3 × 10,1 × 10	6 × 12	35°	3	-	1.8	1433-70T38-410/612-45-31	
	76	3	4 × 11	8 × 11	40°	2	-	2.4	1431-76T38-411/811-45-31	
	76	3	5 × 11	8 × 13	35°	2	1	2.4	1431-76T38-511/813-45-31	
	76	3	3 × 11,1 × 11	6 × 12	35°	3	1	2.6	1433-76T38-411/612-45-31	
	76	3	4 × 11,1 × 11	8 × 12	35°	4	-	2.6	1432-76T38-511/812-45-31	
	76	3	4 × 11,1 × 11	8 × 11	40°	4	-	2.6	1432-76T38-511/811-45-31	
	89	3 1/2	4 × 13	8 × 13	40°	2	-	3.3	1431-89T38-413/813-45-31	
	89	3 1/2	5 × 13	8 × 13	35°	2	-	3.3	1431-89T38-513/813-45-31	
	89	3 1/2	6 × 11	8 × 12	35°	2	-	3.3	1431-89T38-611/812-45-31	
	89	3 1/2	3 × 11,2 × 11	6 × 13	35°	3	1	3.3	1433-89T38-511/613-45-31	
	89	3 1/2	4 × 11,1 × 11	8 × 13	35°	4	-	3.3	1433-89T38-511/813-45-31	
	89	3 1/2	4 × 13,1 × 13	8 × 13	35°	4	-	3.3	1432-89T38-513/813-45-31	
柱齿形钎头 Button bit	抛物线齿 Parabolic buttons									
	64	2 1/2	3 × 11	6 × 12	35°	3	-	1.8	1431-64T38-311/612-45-51	
	64	2 1/2	4 × 10	8 × 10	40°	2	-	1.6	1431-64T38-410/810-45-51	
	64	2 1/2	3 × 10,1 × 10	6 × 11	35°	3	-	1.7	1433-64T38-410/611-45-51	
	70	2 3/4	4 × 11	8 × 11	40°	2	-	1.9	1431-70T38-411/811-45-51	
	70	2 3/4	3 × 10,1 × 10	6 × 12	35°	3	-	1.8	1433-70T38-410/612-45-51	
	76	3	4 × 11	8 × 11	40°	2	-	2.4	1431-76T38-411/811-45-51	
	76	3	5 × 11	8 × 13	35°	2	1	2.4	1431-76T38-511/813-45-51	
	76	3	3 × 11,1 × 11	6 × 13	35°	3	1	2.6	1433-76T38-411/613-45-51	
	76	3	4 × 11,1 × 11	8 × 12	35°	4	-	2.6	1432-76T38-511/812-45-51	
	76	3	4 × 11,1 × 11	8 × 11	40°	4	-	2.6	1432-76T38-511/811-45-51	
	89	3 1/2	5 × 13	8 × 13	35°	2	-	3.3	1431-89T38-513/813-45-51	
	89	3 1/2	6 × 11	8 × 12	35°	2	-	3.3	1431-89T38-611/812-45-51	
	89	3 1/2	3 × 11,2 × 11	6 × 13	35°	3	1	3.3	1433-89T38-511/613-45-51	
	89	3 1/2	4 × 11,1 × 11	8 × 13	35°	4	-	3.3	1433-89T38-511/813-45-51	
	89	3 1/2	4 × 13,1 × 13	8 × 13	35°	4	-	3.3	1432-89T38-513/813-45-51	
	X 钎头 X-type bit	64	2 1/2	25 × 13		-	1	2	1.9	1321-64T38-25/13-42-23
		76	3	25 × 13		-	1	2	2.5	1321-76T38-25/13-42-23
89		3 1/2	25 × 13		-	1	2	2.8	1321-89T38-25/13-42-23	
柱齿扩孔钎头 Dome bit for reaming	圆齿 Spherical buttons									
	102	4	1 × 13	16 × 13	35°	2	2	3.8	1441-102T38-113/1613-45-31	
	127	5	1 × 13	18 × 13	35°	1	3	5.2	1441-127T38-113/1813-45-31	
	抛物线齿 Parabolic buttons									
	102	4	1 × 13	16 × 13	35°	2	2	3.8	1441-102T38-113/1613-45-51	
	127	5	1 × 13	18 × 13	35°	1	3	5.2	1441-127T38-113/1813-45-51	

深孔螺纹钎具 Bench Drilling



钎头 Drill bit	钎头直径 Diameter		合金数量 × 直径 No x button diameter			水孔数量 Flushing hole		重量 Weight approx kg	型号 P/N Hang	
	毫米 mm	英寸 inch	芯齿 Front	边齿 Gauge	角 Angle	正 Front	侧 Side			
柱齿易返钎头 Retrac button bit	圆齿 Spherical buttons									
	64	2 1/2	4 × 10	8 × 10	30°	2	-	2.2	1531-64T38-410/810-45-31	
	64	2 1/2	3 × 10,1 × 10	6 × 11	35°	3	-	2.2	1533-64T38-410/611-45-31	
	70	2 3/4	4 × 11	8 × 11	40°	2	-	2.4	1531-70T38-411/811-45-31	
	70	2 3/4	3 × 10,1 × 10	6 × 13	35°	3	-	2.4	1533-70T38-410/613-45-31	
	70	2 3/4	4 × 10,1 × 10	8 × 11	35°	4	-	2.4	1632-70T38-510/811-45-31	
	76	3	4 × 11	8 × 11	40°	2	-	3.3	1531-76T38-411/811-45-31	
	76	3	4 × 11,1 × 11	8 × 11	35°	4	-	3.3	1632-76T38-511/811-45-31	
	76	3	4 × 11,1 × 11	8 × 12	35°	4	-	3.3	1632-76T38-511/812-45-31	
	89	3 1/2	4 × 13	8 × 13	40°	2	-	4.8	1531-89T38-413/813-45-31	
	89	3 1/2	5 × 13	8 × 13	35°	2	-	4.8	1531-89T38-513/813-45-31	
	89	3 1/2	6 × 11	8 × 12	35°	2	-	4.8	1531-89T38-611/812-45-31	
	89	3 1/2	4 × 11,1 × 11	8 × 13	35°	4	-	4.8	1533-89T38-511/813-45-31	
	89	3 1/2	4 × 13,1 × 13	8 × 13	35°	4	-	4.8	1632-89T38-513/813-45-31	
	柱齿易返钎头 Retrac button bit	抛物线齿 Parabolic buttons								
		64	2 1/2	4 × 10	8 × 10	30°	2	-	2.2	1531-64T38-410/810-45-51
		64	2 1/2	3 × 10,1 × 10	6 × 11	35°	3	-	2.2	1533-64T38-410/611-45-51
		70	2 3/4	4 × 11	8 × 11	40°	2	-	2.4	1531-70T38-411/811-45-51
70		2 3/4	3 × 10,1 × 10	6 × 13	35°	3	-	2.4	1533-70T38-410/613-45-51	
70		2 3/4	4 × 10,1 × 10	8 × 11	35°	4	-	2.4	1632-70T38-510/811-45-51	
76		3	4 × 11	8 × 11	40°	2	-	3.3	1531-76T38-411/811-45-51	
76		3	4 × 11,1 × 11	8 × 11	35°	4	-	3.3	1632-76T38-511/811-45-51	
76		3	4 × 11,1 × 11	8 × 12	35°	4	-	3.3	1632-76T38-511/812-45-51	
89		3 1/2	4 × 13	8 × 13	40°	2	-	4.8	1531-89T38-413/813-45-51	
89		3 1/2	5 × 13	8 × 13	35°	2	-	4.8	1531-89T38-513/813-45-51	
89		3 1/2	6 × 11	8 × 12	35°	2	-	4.8	1531-89T38-611/812-45-51	
89		3 1/2	4 × 11,1 × 11	8 × 13	35°	4	-	4.8	1533-89T38-511/813-45-51	
89		3 1/2	4 × 13,1 × 13	8 × 13	35°	4	-	4.8	1632-89T38-513/813-45-51	
X 钎头 X-type bit		64	2 1/2	25 × 13		-	1	2	1.9	1321-64T38-25/13-42-23
		76	3	25 × 13		-	1	2	2.5	1321-76T38-25/13-42-23
		89	3 1/2	25 × 13		-	1	2	2.8	1321-89T38-25/13-42-23
柱齿扩孔钎头 Dome bit for reaming		圆齿 Spherical buttons								
	102	4	1 × 13	16 × 13	35°	2	2	3.8	1441-102T38-113/1613-45-31	
	127	5	1 × 13	18 × 13	35°	1	3	5.2	1441-127T38-113/1813-45-31	
	抛物线齿 Parabolic buttons									
	102	4	1 × 13	16 × 13	35°	2	2	3.8	1441-102T38-113/1613-45-51	
	127	5	1 × 13	18 × 13	35°	1	3	5.2	1441-127T38-113/1813-45-51	

深孔螺纹钎具
BENCH AND PRODUCTION
DRILLING

深孔螺纹钎具
BENCH AND PRODUCTION
DRILLING

深孔螺纹钎具 Bench Drilling



深孔螺纹钎具 Bench Drilling



钎杆 Drill rod	长度 Length		外径 Diameter		重量 Weight approx kg	型号 P/N Hang
	毫米 mm	英尺 Foot	毫米 mm	英寸 inch		
连接钎杆 Extension rod T38-Round39-T38 内孔 Flushing hole 14.5mm. 扳手槽 Wrench flat 32mm.	1220	4'	39	1 1/2	10.2	23R39-T38-1220-23
	1525	5'	39	1 1/2	12.8	23R39-T38-1525-23
	1830	6'	39	1 1/2	15.3	23R39-T38-1830-23
	2435	8'	39	1 1/2	20.4	23R39-T38-2435-23
	3050	10'	39	1 1/2	25.5	23R39-T38-3050-23
	3660	12'	39	1 1/2	30.9	23R39-T38-3660-23
	3965	13'	39	1 1/2	33.2	23R39-T38-3965-23
	4270	14'	39	1 1/2	35.7	23R39-T38-4270-23
	4880	16'	39	1 1/2	41.0	23R39-T38-4880-23
	5530	18'11/2"	39	1 1/2	46.3	23R39-T38-5530-23
	6095	20'	39	1 1/2	50.9	23R39-T38-6095-23
	快接钎杆 MF-rod T38-Round39-T38 内孔 Flushing hole 14.5mm.	915	3'	39	1 1/2	10.7
1220		4'	39	1 1/2	13.3	24R39-T38/57-1220-23
1525		5'	39	1 1/2	15.8	24R39-T38/57-1525-23
1830		6'	39	1 1/2	18.3	24R39-T38/57-1830-23
3050		10'	39	1 1/2	28.5	24R39-T38/57-3050-23
3660		12'	39	1 1/2	33.6	24R39-T38/57-3660-23
4270		14'	39	1 1/2	38.7	24R39-T38/57-4270-23
4880		16'	39	1 1/2	43.7	24R39-T38/57-4880-23
六方连接杆 Hex. extension rod T38-Hex32-T38 内孔 Flushing hole 9.6mm.	1220	4'	32	1 1/4	8.6	23H32-T38-1220-23
	1830	6'	32	1 1/4	12.6	23H32-T38-1830-23
	2435	8'	32	1 1/4	16.6	23H32-T38-2435-23
	3050	10'	32	1 1/4	20.8	23H32-T38-3050-23
	3660	12'	32	1 1/4	24.9	23H32-T38-3660-23
双头螺纹钎杆 Double thread rod T38-Round39-T38 内孔 Flushing hole 14.5mm. 扳手槽 Wrench flat 32mm.v	3050	10'	46	1 3/4	25.7	23R39-T38/2T38-3050-23
	3660	12'	46	1 3/4	30.9	23R39-T38/2T38-3660-23
导向快接钎杆 Guide speedrod T38-Round46-T38 内孔 Flushing hole 17mm.	1830	6'	46	1 3/4	23.5	24R46-T38/57-1830-23
	3050	10'	46	1 3/4	37.2	24R46-T38/57-3050-23
	3660	12'	46	1 3/4	44.0	24R46-T38/57-3660-23
	4270	14'	46	1 3/4	50.9	24R46-T38/57-4270-23
	4880	16'	46	1 3/4	57.7	24R46-T38/57-4880-23
	5530	18'11/2"	46	1 3/4	65.0	24R46-T38/57-5530-23
6095	20'	46	1 3/4	71.3	24R46-T38/57-6095-23	

导向钻杆 Guide tube	长度 Length		外径 Diameter		重量 Weight approx kg	型号 P/N Hang
	毫米 mm	英寸 inch	毫米 mm	英寸 inch		
导向钻杆 Guide tube D56 适用 64 - 76mm 钎头, D64 适用 76 - 89mm 钎头 D56 for bits from 64-76mm and D64 for bits from 76-89mm	1220	4'	56	2 1/8	12.6	24G56-T38/56-1220-23
	1525	5'	56	2 1/8	14	24G56-T38/56-1525-23
	1830	6'	56	2 1/8	17.4	24G56-T38/56-1830-23
	3050	10'	56	2 1/8	28.3	24G56-T38/56-3050-23
	3660	12'	56	2 1/8	32.8	24G56-T38/56-3660-23
	4920	16'2"	56	2 1/8	47.9	24G56-T38/56-4920-23
	3660	12'	64	2 1/8	51	24G64-T38/64-3660-23

连接套 Coupling	长度 Length		外径 Diameter		螺纹 Thread	重量 Weight approx kg	型号 P/N Hang
	毫米 mm	英寸 inch	毫米 mm	英寸 inch			
同径连接套 Coupling sleeves	190	7 1/2	55	2 5/32	T38	2.1	31-T38-55-190-23

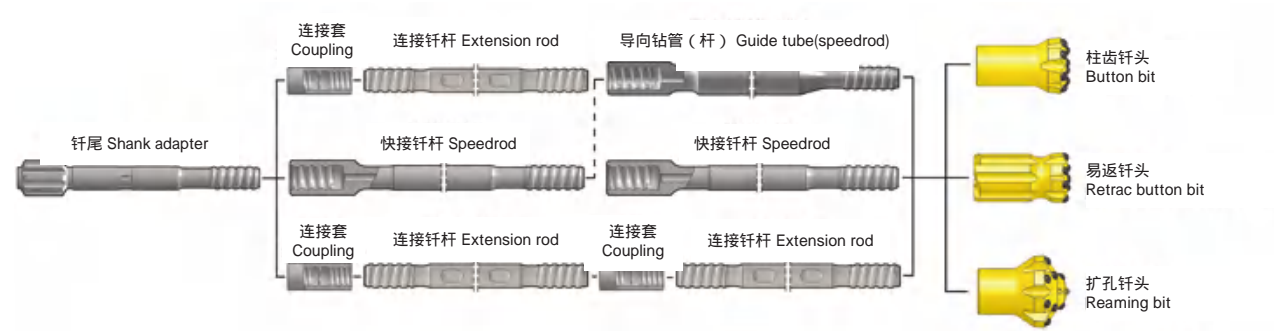
深孔螺纹钎具
BENCH AND PRODUCTION
DRILLING

深孔螺纹钎具
BENCH AND PRODUCTION
DRILLING

深孔螺纹钎具 Bench Drilling



深孔螺纹钎具 Bench Drilling



钎头 Drill bit	钎头直径 Diameter		合金数量 × 直径 No x button diameter			水孔数量 Flushing hole		重量 Weight approx kg	型号 P/N Hang	
	毫米 mm	英寸 inch	芯齿 Front	边齿 Gauge	角 Angle	正 Front	侧 Side			
柱齿形钎头 Button bit	圆齿 Spherical buttons									
		70	2 3/4	4 × 11	8 × 11	40°	2	-	2.3	1431-70T45-411/811-45-31
		70	2 3/4	3 × 11,1 × 9	6 × 11	35°	3	-	2.2	1433-70T45-411/611-45-31
		70	2 3/4	4 × 10,1 × 10	8 × 11	35°	4	-	2.2	1432-70T45-510/811-45-31
		76	3	4 × 11	8 × 11	40°	2	-	2.6	1431-76T45-411/811-45-31
		76	3	5 × 11	8 × 12	35°	2	1	2.6	1431-76T45-511/812-45-31
		76	3	3 × 11,1 × 11	6 × 13	35°	3	-	2.4	1433-76T45-411/613-45-31
		76	3	4 × 11,1 × 11	8 × 12	35°	4	-	2.6	1432-76T45-511/812-45-31
		89	3 1/2	4 × 13	8 × 13	40°	2	-	4.6	1431-89T45-413/813-45-31
		89	3 1/2	6 × 11	8 × 12	35°	2	-	4.6	1431-89T45-611/812-45-31
		89	3 1/2	3 × 11,2 × 11	6 × 13	35°	3	1	4.1	1433-89T45-511/613-45-31
		89	3 1/2	4 × 11,1 × 11	8 × 12	35°	4	-	4.6	1433-89T45-511/812-45-31
		89	3 1/2	4 × 13,1 × 13	8 × 13	35°	4	-	4.6	1432-89T45-513/813-45-31
		102	4	5 × 14	8 × 14	40°	2	-	5.0	1431-102T45-514/814-45-31
		102	4	6 × 13	8 × 16	40°	2	1	5.0	1431-102T45-613/816-45-31
		102	4	3 × 13,2 × 13	6 × 14	35°	3	1	4.5	1433-102T45-513/614-45-31
		102	4	4 × 13,1 × 13	8 × 14	35°	4	-	4.5	1433-102T45-513/814-45-31
		102	4	4 × 13,2 × 13	8 × 13	35°	4	1	4.5	1433-102T45-613/813-45-31
抛物线齿 Parabolic buttons										
	70	2 3/4	3 × 11,1 × 9	6 × 11	35°	3	-	2.2	1433-70T45-411/611-45-51	
	70	2 3/4	4 × 10,1 × 10	8 × 11	35°	4	-	2.2	1432-70T45-510/811-45-51	
	76	3	4 × 11	8 × 11	40°	2	-	2.6	1431-76T45-411/811-45-51	
	76	3	5 × 11	8 × 12	35°	2	1	2.6	1431-76T45-511/812-45-51	
	76	3	3 × 11,1 × 11	6 × 13	35°	3	1	2.4	1433-76T45-411/613-45-51	
	76	3	4 × 11,1 × 11	8 × 11	35°	4	-	2.6	1432-76T45-511/811-45-51	
	76	3	4 × 11,1 × 11	8 × 12	35°	4	-	2.6	1432-76T45-511/812-45-51	
	89	3 1/2	4 × 13	8 × 13	40°	2	-	4.6	1431-89T45-413/813-45-51	
	89	3 1/2	6 × 11	8 × 12	35°	2	-	4.6	1431-89T45-611/812-45-51	
	89	3 1/2	3 × 11,2 × 11	6 × 13	35°	3	1	4.1	1433-89T45-511/613-45-51	
	89	3 1/2	4 × 11,1 × 11	8 × 12	35°	4	-	4.6	1433-89T45-511/812-45-51	
	89	3 1/2	4 × 13,1 × 13	8 × 13	35°	4	-	4.6	1432-89T45-513/813-45-51	
	柱齿扩孔钎头 Dome bit for reaming									
		127	5	1 × 13	18 × 13	35°	3	1	6.0	1441-127T45-113/1813-45-31
		152	6	2 × 14	18 × 14	35°	3	1	10.6	1441-152T45-214/1814-45-31
	抛物线齿 Parabolic buttons									
		127	5	1 × 13	18 × 13	35°	3	1	6.0	1441-127T45-113/1813-45-51
		152	6	2 × 14	18 × 14	35°	3	1	10.6	1441-152T45-214/1814-45-51

深孔螺纹钎具
BENCH AND PRODUCTION
DRILLING

深孔螺纹钎具
BENCH AND PRODUCTION
DRILLING

深孔螺纹钎具 Bench Drilling

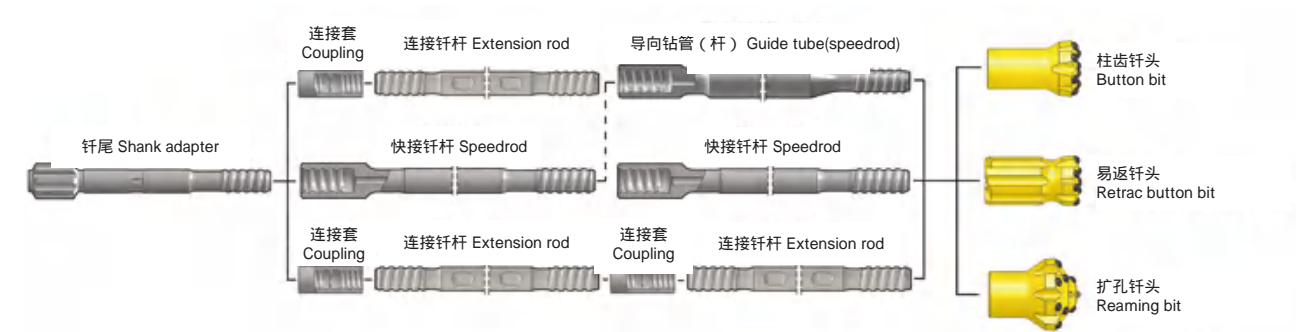


钎杆 Drill rod	长度 Length		外径 Diameter		重量 Weight approx kg	型号 P/N Hang
	毫米 mm	英尺 Foot	毫米 mm	英寸 inch		
连接钎杆 Extension rod T45-Round46-T45 内孔 Flushing hole 17mm. 扳手槽 Wrench flat 38mm.	1830	6'	46	1 3/4	21.6	23R46-T45-1830-23
	2435	8'	46	1 3/4	28.3	23R46-T45-2435-23
	3050	10'	46	1 3/4	35.2	23R46-T45-3050-23
	3660	12'	46	1 3/4	42.1	23R46-T45-3660-23
	4270	14'	46	1 3/4	48.9	23R46-T45-4270-23
	5530	18'	46	1 3/4	63.0	23R46-T45-5530-23
快接钎杆 MF-rod T45-Round46-T45 内孔 Flushing hole 17mm.	6095	20'	46	1 3/4	69.3	23R46-T45-6095-23
	1525	5'	46	1 3/4	21.2	24R46-T45/65-1525-23
	1830	6'	46	1 3/4	24.6	24R46-T45/65-1830-23
	3050	10'	46	1 3/4	38.2	24R46-T45/65-3050-23
	3660	12'	46	1 3/4	45.0	24R46-T45/65-3660-23
	4270	14'	46	1 3/4	51.9	24R46-T45/65-4270-23
导向快接钎杆 Guide speedrod T45-Round52-T45 内孔 Flushing hole 21.5mm.	5530	18'	46	1 3/4	66.0	24R46-T45/65-5530-23
	6095	20'	46	1 3/4	72.3	24R46-T45/65-6095-23
	3050	10'	52	2	46.6	24R52-T45/65-3050-23
	3600	12'	52	2	55.8	24R52-T45/65-3660-23
	4270	14'	52	2	63.8	24R52-T45/65-4270-23
	5530	18'	52	2	81.5	24R52-T45/65-5530-23
6095	20'	52	2	89.4	24R52-T45/65-6095-23	

导向钻杆 Guide tube	长度 Length		外径 Diameter		重量 Weight approx kg	型号 P/N Hang
	毫米 mm	英寸 inch	毫米 mm	英寸 inch		
导向钻杆 Guide tube D64 适用 76 - 89mm 钎头, D76 适用 89 - 102mm 钎头 D64 for bits from 76-89mm and D76 for bits from 89-102mm	1220	4'	64	2	12.6	24G64-T45/64-1220-23
	1525	5'	64	2	14.0	24G64-T45/64-1525-23
	1830	6'	64	2	17.4	24G64-T45/64-1830-23
	3050	10'	64	2	28.3	24G64-T45/64-3050-23
	3660	12'	64	2	32.8	24G64-T45/64-3660-23
	1830	6'	76		40.0	24G76-T45/76-1830-23
	3660	12'	76		77.8	24G76-T45/76-3660-23

连接套 Coupling	长度 Length		外径 Diameter		螺纹 Thread	重量 Weight approx kg	型号 P/N Hang
	毫米 mm	英寸 inch	毫米 mm	英寸 inch			
同径连接套 Coupling sleeves	210	8 1/4	63	2 33/64	T45	3.0	31-T45-63-210-23
	210	8 1/4	66	2 37/64	T45	3.3	31-T45-66-210-23

深孔螺纹钎具 Bench Drilling



钎头 Drill bit	钎头直径 Diameter		合金数量 × 直径 No × button diameter			水孔数量 Flushing hole		重量 Weight approx kg	型号 P/N Hang
	毫米 mm	英寸 inch	芯齿 Front	边齿 Gauge	角 Angle	正 Front	侧 Side		
柱齿形钎头 Button bit	圆齿 Spherical buttons								
	89	3 1/2	4 × 13	8 × 13	40°	2	-	4.9	1431-89T51-413/813-45-31
	89	3 1/2	5 × 13	8 × 13	35°	2	1	4.9	1431-89T51-513/813-45-31
	89	3 1/2	3 × 11,2 × 11	6 × 13	35°	4	-	4.9	1433-89T51-511/613-45-31
	89	3 1/2	4 × 11,1 × 11	8 × 13	35°	4	-	4.9	1433-89T51-511/813-45-31
	89	3 1/2	4 × 13,1 × 13	8 × 13	35°	4	-	4.9	1432-89T51-513/813-45-31
	102	4	4 × 14	8 × 14	40°	2	-	5.8	1431-102T51-414/814-45-31
	102	4	6 × 13	8 × 16	35°	2	1	5.8	1431-102T51-613/816-45-31
	102	4	3 × 13,2 × 13	6 × 14	35°	3	1	5.2	1433-102T51-513/614-45-31
	102	4	4 × 13,1 × 13	8 × 14	35°	4	-	5.8	1433-102T51-513/814-45-31
	102	4	4 × 13,2 × 13	8 × 13	35°	4	1	5.8	1433-102T51-613/813-45-31
	115	4 1/2	6 × 14	8 × 14	35°	2	-	6.8	1431-115T51-614/814-45-31
	115	4 1/2	6 × 14	8 × 16	35°	2	-	6.8	1431-115T51-614/816-45-31
	115	4 1/2	4 × 13,2 × 13	8 × 14	35°	4	-	6.8	1433-115T51-613/814-45-31
	115	4 1/2	4 × 13,3 × 13	8 × 14	35°	4	-	6.8	1433-115T51-713/814-45-31
	115	4 1/2	4 × 14,2 × 14	8 × 16	35°	4	-	6.8	1433-115T51-614/816-45-31
	127	5	8 × 14	8 × 16	35°	2	1	7.5	1431-127T51-814/816-45-31
	127	5	4 × 16,2 × 13	8 × 16	35°	4	-	7.5	1433-127T51-616/816-45-31
	127	5	4 × 14,3 × 14	8 × 14	35°	4	-	7.5	1433-127T51-714/814-45-31
	抛物线齿 Parabolic buttons	89	3 1/2	5 × 13	8 × 13	35°	2	1	4.9
89		3 1/2	3 × 11,2 × 11	6 × 13	35°	4	-	4.9	1433-89T51-511/613-45-51
89		3 1/2	4 × 11,1 × 11	8 × 13	35°	4	-	4.9	1433-89T51-511/813-45-51
89		3 1/2	4 × 13,1 × 13	8 × 13	35°	4	-	4.9	1432-89T51-513/813-45-51
102		4	4 × 14	8 × 14	40°	2	-	5.8	1431-102T51-414/814-45-51
102		4	6 × 13	8 × 16	35°	2	1	5.8	1431-102T51-613/816-45-51
102		4	3 × 13,2 × 13	6 × 14	35°	3	1	5.2	1433-102T51-513/614-45-51
102		4	4 × 13,1 × 13	8 × 14	35°	4	-	5.8	1433-102T51-513/814-45-51
102		4	4 × 13,2 × 13	8 × 13	35°	4	1	5.8	1433-102T51-613/813-45-51
115		4 1/2	6 × 14	8 × 16	35°	2	-	6.8	1431-115T51-614/816-45-51
115		4 1/2	4 × 13,2 × 13	8 × 14	35°	4	-	6.8	1433-115T51-613/814-45-51
115		4 1/2	4 × 13,3 × 13	8 × 14	35°	4	-	6.8	1433-115T51-713/814-45-51
115		4 1/2	4 × 14,2 × 14	8 × 16	35°	4	-	6.8	1433-115T51-614/816-45-51

深孔螺纹钎具 Bench Drilling



钎头 Drill bit	钎头直径 Diameter		合金数量 × 直径 No × button diameter			水孔数量 Flushing hole		重量 Weight approx kg	型号 P/N Hang
	毫米 mm	英寸 inch	芯齿 Front	边齿 Gauge	角 Angle	正 Front	侧 Side		
柱齿易返钎头 Retrac button bit	圆齿 Spherical buttons								
	89	3 1/2	4 × 13	8 × 13	40°	2	-	5.3	1531-89T51-413/813-45-31
	89	3 1/2	5 × 13	8 × 13	35°	2	1	5.3	1531-89T51-513/813-45-31
	89	3 1/2	3 × 11,2 × 11	6 × 13	35°	4	-	5.3	1533-89T51-511/613-45-31
	89	3 1/2	4 × 11,1 × 11	8 × 13	35°	4	-	5.3	1533-89T51-511/813-45-31
	89	3 1/2	4 × 13,1 × 13	8 × 13	35°	4	-	5.3	1632-89T51-513/813-45-31
	102	4	4 × 14	8 × 14	40°	2	-	7.3	1531-102T51-414/814-45-31
	102	4	6 × 13	8 × 16	35°	2	1	7.3	1531-102T51-613/816-45-31
	102	4	4 × 13,1 × 13	8 × 14	35°	4	-	7.3	1533-102T51-513/814-45-31
	102	4	4 × 13,2 × 13	8 × 13	35°	4	1	7.3	1533-102T51-613/813-45-31
	102	4	4 × 13,1 × 13	8 × 14	35°	4	1	7.3	1533-102T51-513/814-45-31
	115	4 1/2	6 × 14	8 × 14	35°	2	-	9.8	1531-115T51-614/814-45-31
	115	4 1/2	6 × 14	8 × 16	35°	2	-	9.8	1531-115T51-614/816-45-31
	115	4 1/2	4 × 13,2 × 13	8 × 14	35°	4	-	9.8	1533-115T51-613/814-45-31
	115	4 1/2	4 × 13,3 × 13	8 × 14	35°	4	-	9.8	1533-115T51-713/814-45-31
	115	4 1/2	4 × 14,2 × 14	8 × 16	35°	4	-	9.8	1533-115T51-614/816-45-31
	127	5	8 × 14	8 × 16	35°	2	1	12.0	1531-127T51-814/816-45-31
	127	5	4 × 16,2 × 13	8 × 16	35°	4	-	12.0	1533-127T51-616/816-45-31
	127	5	4 × 14,3 × 14	8 × 14	35°	4	-	12.0	1533-127T51-714/814-45-31
	柱齿扩孔钎头 Dome bit for reaming	抛物线齿 Parabolic buttons							
89		3 1/2	5 × 13	8 × 13	35°	2	1	5.3	1531-89T51-513/813-45-51
89		3 1/2	3 × 11,2 × 11	6 × 13	35°	4	-	5.3	1533-89T51-511/613-45-51
89		3 1/2	4 × 11,1 × 11	8 × 13	35°	4	-	5.3	1533-89T51-511/813-45-51
89		3 1/2	4 × 13,1 × 13	8 × 13	35°	4	-	5.3	1632-89T51-513/813-45-51
102		4	4 × 14	8 × 14	40°	2	-	7.3	1531-102T51-414/814-45-51
102		4	6 × 13	8 × 16	35°	2	1	7.3	1531-102T51-613/816-45-51
102		4	4 × 13,1 × 13	8 × 14	35°	4	-	7.3	1533-102T51-513/814-45-51
102		4	4 × 13,2 × 13	8 × 13	35°	4	1	7.3	1533-102T51-613/813-45-51
102		4	4 × 13,1 × 13	8 × 14	35°	4	1	7.3	1533-102T51-513/814-45-51
115	4 1/2	6 × 14	8 × 16	35°	2	-	9.8	1531-115T51-614/816-45-51	
115	4 1/2	4 × 13,2 × 13	8 × 14	35°	4	-	9.8	1533-115T51-613/814-45-51	
115	4 1/2	4 × 13,3 × 13	8 × 14	35°	4	-	9.8	1533-115T51-713/814-45-51	
115	4 1/2	4 × 14,2 × 14	8 × 16	35°	4	-	9.8	1533-115T51-614/816-45-51	
柱齿扩孔钎头 Dome bit for reaming	圆齿 Spherical buttons								
	152	6	2 × 14	18 × 14	35°	3	1	10.6	1441-152T51-214/1814-45-31
柱齿扩孔钎头 Dome bit for reaming	抛物线齿 Parabolic buttons								
	152	6	2 × 14	18 × 14	35°	3	1	10.6	1441-152T51-214/1814-45-51

深孔螺纹钎具 Bench Drilling



钎杆 Drill rod	长度 Length		外径 Diameter		重量 Weight approx kg	型号 P/N Hang
	毫米 mm	英尺 Foot	毫米 mm	英寸 inch		
连接钎杆 Extension rod T51-Round52-T51 内孔 Flushing hole 21.5mm. 扳手槽 Wrench flat 45mm.	3050	10'	52	2	45.3	23R52-T51-3050-23
	3660	12'	52	2	54.1	23R52-T51-3660-23
	4270	14'	52	2	63.0	23R52-T51-4270-23
	4880	16'	52	2	71.8	23R52-T51-4880-23
	5530	18'	52	2	81.2	23R52-T51-5530-23
	6095	20'	52	2	89.4	23R52-T51-6095-23
快接钎杆 MF-rod T51-Round52-T51 内孔 Flushing hole 21.5mm.	1525	5'	52	2	26.2	24R52-T51/72-1525-23
	1830	6'	52	2	30.6	24R52-T51/72-1830-23
	3050	10'	52	2	48.3	24R52-T51/72-3050-23
	3660	12'	52	2	57.1	24R52-T51/72-3660-23
	4270	14'	52	2	66.0	24R52-T51/72-4270-23
	4880	16'	52	2	74.8	24R52-T51/72-4880-23
	5530	18'	52	2	84.2	24R52-T51/72-5530-23
	6095	20'	52	2	92.4	24R52-T51/72-6095-23

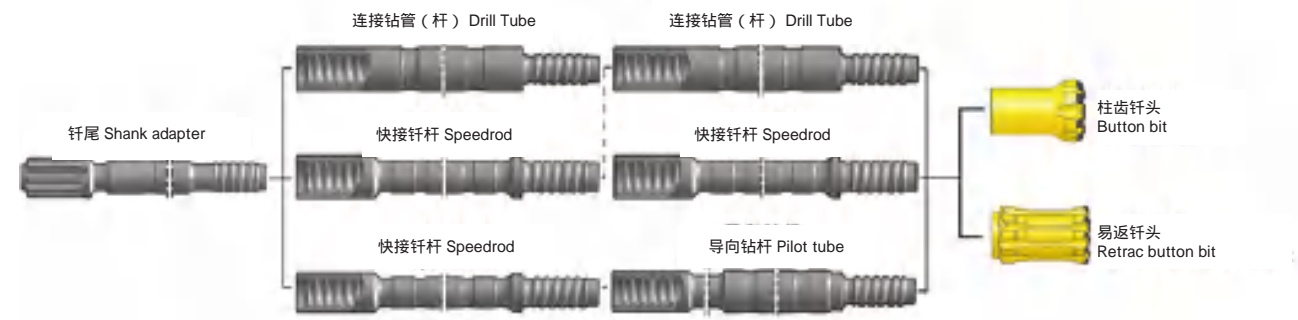
导向钻杆 Guide tube	长度 Length		外径 Diameter		重量 Weight approx kg	型号 P/N Hang
	毫米 mm	英寸 inch	毫米 mm	英寸 inch		
导向钻杆 Guide tube D76 适用 89 - 102 钎头, D87 适用 102 - 127 钎头	1830	6'	76	3	42.0	24G76-T51/76-1830-23
	3660	12'	76	2	81.0	24G76-T51/76-3660-23
	3660	12'	87	3 1/2	86.0	24G87-T51/87-3660-23

连接套 Coupling	长度 Length		外径 Diameter		螺纹 Thread	重量 Weight approx kg	型号 P/N Hang
	毫米 mm	英寸 inch	毫米 mm	英寸 inch			
同径连接套 Coupling sleeves	225	8 7/8	71	2 51/64	T51	4.6	31-T51-71-225-23
	225	8 7/8	76	3	T51	4.8	31-T51-76-225-23
	235	9 1/4	72	2 7/8	T51	4.7	31-T51-72-225-23
	235	9 1/4	77	3 1/32	T51	4.9	31-T51-77-225-23

深孔螺纹钎具
BENCH AND PRODUCTION
DRILLING

深孔螺纹钎具
BENCH AND PRODUCTION
DRILLING

深孔螺纹钎具 Bench Drilling



钎头 Drill bit	钎头直径 Diameter		合金数量 × 直径 No × button diameter			水孔数量 Flushing hole		重量 Weight approx kg	型号 P/N Hang
	毫米 mm	英寸 inch	芯齿 Front	边齿 Gauge	角 Angle	正 Front	侧 Side		
柱齿形钎头 Button bit	圆齿 Spherical buttons								
	92	3 5/8	4 × 13, 1 × 13	8 × 13	35°	4	-	5.3	1432-92T60-513/813-45-31
	96	3 3/4	4 × 13, 1 × 13	8 × 14	35°	4	-	5.6	1432-96T60-513/814-45-31
	102	4	9 × 11	9 × 13	35°	3	-	6.0	1431-102T60-911/913-45-31
	115	4 1/2	10 × 12	9 × 14	35°	3	-	6.8	1431-115T60-1012/914-45-31
	127	5	10 × 13	9 × 14	35°	3	-	7.5	1431-127T60-1013/914-45-31
	140	5 1/2	10 × 14	9 × 16	35°	3	-	9.0	1431-140T60-1014/916-45-31
	152	6	12 × 14	9 × 16	35°	3	-	10.6	1431-152T60-1214/916-45-31
	抛物线齿 Parabolic buttons								
	92	3 5/8	4 × 13, 1 × 13	8 × 13	35°	4	-	5.3	1432-92T60-513/813-45-51
	96	3 3/4	4 × 13, 1 × 13	8 × 14	35°	4	-	5.6	1432-96T60-513/814-45-51
	102	4	9 × 11	9 × 13	35°	3	-	6.0	1431-102T60-911/913-45-51
	115	4 1/2	10 × 12	9 × 14	35°	3	-	6.8	1431-115T60-1012/914-45-51
	127	5	10 × 13	9 × 14	35°	3	-	7.5	1431-127T60-1013/914-45-51
140	5 1/2	10 × 14	9 × 16	35°	3	-	9.0	1431-140T60-1014/916-45-51	
152	6	12 × 14	9 × 16	35°	3	-	10.6	1431-152T60-1214/916-45-51	
柱齿易返钎头 Retrac button bit	圆齿 Spherical buttons								
	92	3 5/8	9 × 12	9 × 12	40°	2	-	5.4	1531-92T60-912/912-45-31
	96	3 3/4	9 × 12	9 × 12	40°	2	-	6.3	1531-96T60-912/912-45-31
	102	4	10 × 12	9 × 13	40°	2	-	7.3	1531-102T60-1012/913-45-31
	115	4 1/2	10 × 12	9 × 14	35°	3	-	9.8	1531-115T60-1012/914-45-31
	118	4 5/8	6 × 13	9 × 16	35°	3	-	10.0	1531-118T60-613/916-45-31
	127	5	10 × 13	9 × 14	35°	3	-	12.0	1531-127T60-1013/914-45-31
	140	5 1/2	10 × 14	9 × 16	35°	3	-	14.0	1531-140T60-1014/916-45-31
	152	6	12 × 14	9 × 16	35°	3	-	16.0	1531-152T60-1214/916-45-31
	抛物线齿 Parabolic buttons								
	92	3 5/8	9 × 12	9 × 12	40°	2	-	5.4	1531-92T60-912/912-45-51
	96	3 3/4	9 × 12	9 × 12	40°	2	-	6.3	1531-96T60-912/912-45-51
	102	4	10 × 12	9 × 13	40°	2	-	7.3	1531-102T60-1012/913-45-51
	115	4 1/2	10 × 12	9 × 14	40°	3	-	9.8	1531-115T60-1012/914-45-51
118	4 5/8	6 × 13	9 × 16	35°	3	-	10.0	1531-118T60-613/916-45-51	
127	5	10 × 13	9 × 14	35°	3	-	12.0	1531-127T60-1013/914-45-51	
140	5 1/2	10 × 14	9 × 16	35°	3	-	14.0	1531-140T60-1014/916-45-51	
152	6	12 × 14	9 × 16	35°	3	-	16.0	1531-152T60-1214/916-45-51	

深孔螺纹钎具 Bench Drilling

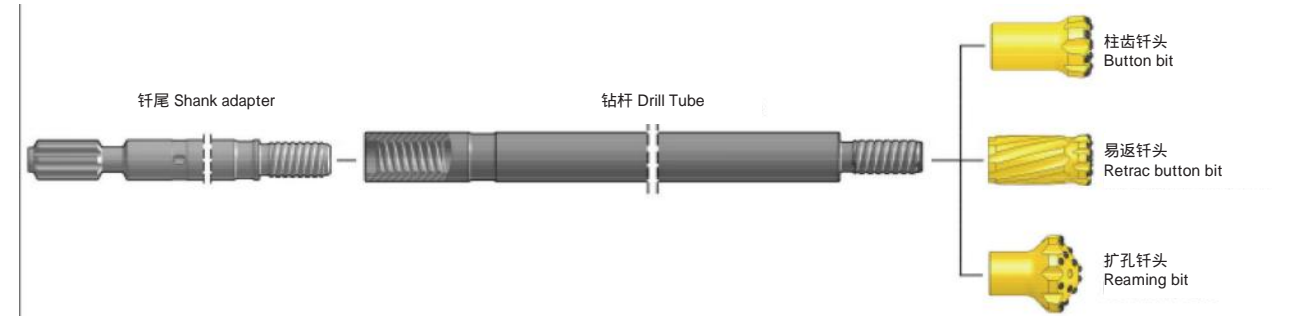


钎杆 Drill rod	长度 Length		外径 Diameter		重量 Weight approx kg	型号 P/N Hang
	毫米 mm	英尺 Foot	毫米 mm	英寸 inch		
快接钎杆 适用于 96mm 钎头 MF-rod, For bits from 96mm 内孔 Flushing hole 22.5mm.	3660	12'	60	2 3/8	73.9	24R60-T60/85-3600-23
	4265	14'	60	2 3/8	85.5	24R60-T60/85-4265-23
	6095	20'	60	2 3/8	116.6	24R60-T60/85-6095-23
	4265	14'	64	3	95.0	24R64-T60/85-4265-23
快接钎杆 适用于 92-115mm 钎头 MF-rod, For bits from 92-115mm 内孔 Flushing hole 22.6mm.	3660	12'	60	2 3/8	73.9	24R60-T60/82-3600-23
	4265	14'	60	2 3/8	85.5	24R60-T60/85-4265-23
	6095	20'	60	2 3/8	116.6	24R60-T60/82-6095-23
导向钎杆 快接头直径 85mm (76mm 钎杆直径是 82mm) Pilot Tube Female end OD 85mm (82mm on 76mm tubes)	1600	5'3"	87	3 1/2	39.0	24G87-T60/85-1600-23
	4265	14'	87	3 1/2	99.0	24G87-T60/85-4265-23
	5335	17'6"	76	3	124.9	24G76-T60/85-5335-23
钎杆 Drill Tube	3660	12'	87	3 1/2	87.8	24G87-T60/87-3660-23
	4265	14'	87	3 1/2	99	24G87-T60/87-4265-23

深孔螺纹钎具
BENCH AND PRODUCTION
DRILLING

深孔螺纹钎具
BENCH AND PRODUCTION
DRILLING

钻杆钎具系列 Tube Drilling Tools



钎头 Drill bit	钎头直径 Diameter		合金数量 × 直径 No × button diameter			水孔数量 Flushing hole		重量 Weight approx kg	型号 P/N Hang
	毫米 mm	英寸 inch	芯齿 Front	边齿 Gauge	角 Angle	正 Front	侧 Side		
柱齿形钎头 Button bit	圆齿 Spherical buttons								
	89	3 1/2	6 × 12	8 × 12	35 °	2	1	4.1	1431 - 89ST58 - 612/812 - 45 - 31
	89	3 1/2	6 × 13	8 × 13	35 °	2	1	4.1	1431 - 89ST58 - 613/813 - 45 - 31
	89	3 1/2	4 × 13,1 × 13	8 × 13	35 °	4	-	4.1	1432 - 89ST58 - 513/813 - 45 - 31
	89	3 1/2	4 × 12,2 × 12	8 × 12	35 °	4	-	4.1	1433 - 89ST58 - 612/812 - 45 - 31
	95	3 3/4	4 × 13,1 × 13	8 × 14	35 °	4	-	4.6	1433 - 95ST58 - 513/814 - 45 - 31
	102	4	6 × 14	8 × 14	35 °	2	-	6.0	1431 - 102ST58 - 614/814 - 45 - 31
	102	4	6 × 13	8 × 16	35 °	2	1	6.0	1431 - 102ST58 - 613/816 - 45 - 31
	115	4 1/2	6 × 14	8 × 16	35 °	2	-	7.0	1431 - 115ST58 - 614/816 - 45 - 31
	抛物线齿 Parabolic buttons								
	89	3 1/2	6 × 12	8 × 12	35 °	2	1	4.1	1431 - 89ST58 - 612/812 - 45 - 51
	89	3 1/2	6 × 13	8 × 13	35 °	2	1	4.1	1431 - 89ST58 - 613/813 - 45 - 51
89	3 1/2	4 × 13,1 × 13	8 × 13	35 °	4	-	4.1	1432 - 89ST58 - 513/813 - 45 - 51	
89	3 1/2	4 × 12,2 × 12	8 × 12	35 °	4	-	4.1	1433 - 89ST58 - 612/812 - 45 - 51	
95	3 3/4	4 × 13,1 × 13	8 × 14	35 °	4	-	4.6	1433 - 95ST58 - 513/814 - 45 - 51	
102	4	6 × 14	8 × 14	35 °	2	-	6.0	1431 - 102ST58 - 614/814 - 45 - 51	
102	4	6 × 13	8 × 16	35 °	2	1	6.0	1431 - 102ST58 - 613/816 - 45 - 51	
115	4 1/2	6 × 14	8 × 16	35 °	2	-	7.0	1431 - 115ST58 - 614/816 - 45 - 51	
易返钎头 Retrac button bit	圆齿 Spherical buttons								
	89	3 1/2	6 × 12	8 × 14	35 °	2	1	5.1	1531 - 89ST58 - 612/814 - 45 - 31
	89	3 1/2	4 × 13,1 × 13	8 × 13	35 °	4	-	5.1	1632 - 89ST58 - 513/813 - 45 - 31
	102	4	7 × 12	8 × 14	35 °	2	1	6.5	1531 - 102ST58 - 712/814 - 45 - 31
	115	4 1/2	6 × 14	8 × 16	35 °	2	-	8.5	1531 - 115ST58 - 614/816 - 45 - 31
	抛物线齿 Parabolic buttons								
	89	3 1/2	6 × 12	8 × 14	35 °	2	1	5.1	1531 - 89ST58 - 612/814 - 45 - 51
	89	3 1/2	4 × 13,1 × 13	8 × 13	35 °	4	-	5.1	1632 - 89ST58 - 513/813 - 45 - 51
	102	4	7 × 12	8 × 14	35 °	2	1	6.5	1531 - 102ST58 - 712/814 - 45 - 51
	115	4 1/2	6 × 14	8 × 16	35 °	2	-	8.5	1531 - 115ST58 - 614/816 - 45 - 51

钻杆钎具系列 Tube Drilling Tools



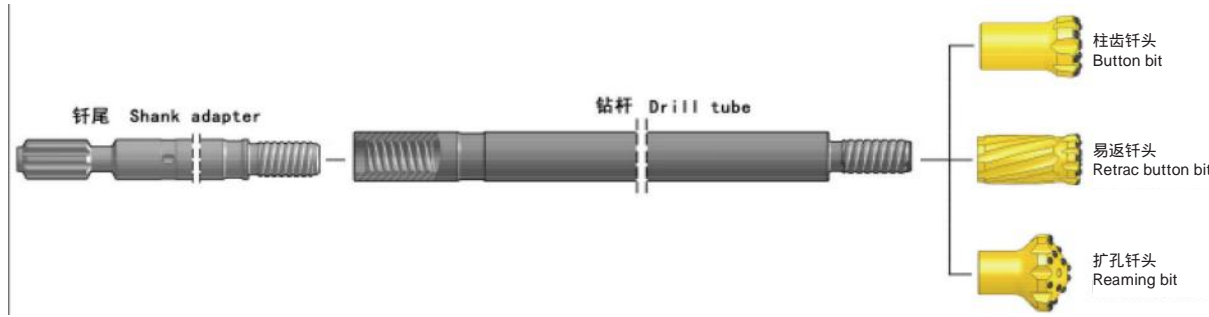
钎头 Drill bit	钎头直径 Diameter		合金数量 × 直径 No × button diameter			水孔数量 Flushing hole		重量 Weight approx kg	型号 P/N Hang
	毫米 mm	英寸 inch	芯齿 Front	边齿 Gauge	角 Angle	正 Front	侧 Side		
扩孔钎头 Reaming bit	圆齿 Spherical buttons								
	152	6	6 × 16	9 × 16	35 °	3	-3	13	1441 - 152ST58 - 616/916 - 45 - 31
	152	6	2 × 14	18 × 14	35 °	3	-3	10.4	1441 - 152ST58 - 214/1814 - 45 - 31
	抛物线齿 Parabolic buttons								
	152	6	6 × 16	9 × 16	35 °	3	-3	13	1441 - 152ST58 - 616/916 - 45 - 51
	152	6	2 × 14	18 × 14	35 °	3	-3	10.4	1441 - 152ST58 - 214/1814 - 45 - 51

钎杆 Drill rod	长度 Length		外径 Diameter		重量 Weight approx kg	型号 P/N Hang
	毫米 mm	英尺 Foot	毫米 mm	英寸 inch		
钎杆 内孔直径 26mm Drill tube, Flushing hole 26mm.	1525	5'	76	2 3/8	34.0	24G76 - ST58/76 - 1525 - 23
	1830	6'	76	2 3/8	40.0	24G76 - ST58/76 - 1830 - 23
	3660	12'	76	2 3/8	76.3	24G76 - ST58/76 - 3660 - 23

深孔螺纹钎具
BENCH AND PRODUCTION
DRILLING

深孔螺纹钎具
BENCH AND PRODUCTION
DRILLING

钻杆钎具系列 Tube Drilling Tools

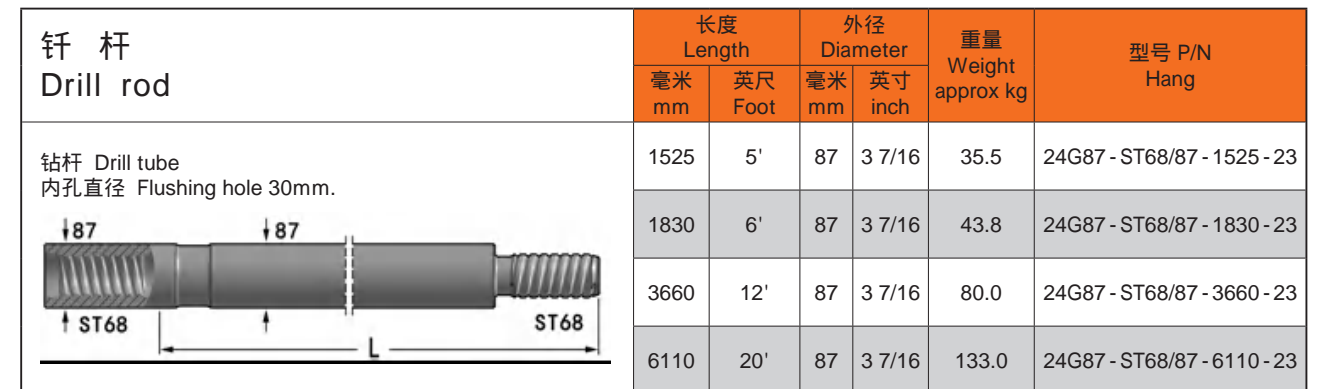


钎头 Drill bit	钎头直径 Diameter		合金数量 × 直径 No × button diameter			水孔数量 Flushing hole		重量 Weight approx kg	型号 P/N Hang
	毫米 mm	英寸 inch	芯齿 Front	边齿 Gauge	角 Angle	正 Front	侧 Side		
柱齿形钎头 Button bit	圆齿 Spherical buttons								
	102	4	6 × 14	8 × 14	35°	2	-	8.7	1431 - 102ST68 - 614/814 - 45 - 31
	102	4	4 × 12,4 × 12	10 × 12	35°	4	-	8.7	1432 - 102ST68 - 812/1012 - 45 - 31
	105	4.125	6x14	8 × 14	35°	2	-	8.9	1431 - 105ST68 - 614/814 - 45 - 31
	105	4.125	4 × 12,4 × 12	8 × 14	35°	4	-	8.9	1433 - 105ST68 - 614/814 - 45 - 31
	110	4.375	6x14	8 × 16	35°	2	-	9.4	1431 - 110ST68 - 614/816 - 45 - 31
	110	4.375	4 × 12,4 × 12	8 × 16	35°	4	-	8.9	1433 - 110ST68 - 614/816 - 45 - 31
	115	4.5	6 × 14	8 × 16	35°	2	-	9.6	1431 - 115ST68 - 614/816 - 45 - 31
	115	4.5	4 × 14,2 × 14	8 × 16	35°	4	-	9.5	1433 - 115ST68 - 614/816 - 45 - 31
	115	4.5	4 × 14,4 × 14	10 × 14	35°	4	-	9.5	1433 - 115ST68 - 814/1014 - 45 - 31
	127	5	8 × 14	9 × 16	35°	3	-	11	1431 - 127ST68 - 814/916 - 45 - 31
	127	5	4 × 14,3 × 14	8 × 16	35°	4	-	10.8	1433 - 127ST68 - 714/816 - 45 - 31
	152	6	8 × 16	9 × 16	35°	3	-	16.2	1431 - 152ST68 - 816/916 - 45 - 31
	152	6	9 × 16	9 × 16	35°	3	-	16.2	1431 - 152ST68 - 916/916 - 45 - 31
	152	6	9 × 14,3 × 14	9 × 16	35°	3	-	16.2	1433 - 152ST68 - 1214/916 - 45 - 31
易返钎头 Retrac button bit	抛物线齿 Parabolic buttons								
	102	4	6 × 14	8 × 14	35°	2	-	8.7	1431 - 102ST68 - 614/814 - 45 - 51
	102	4	4 × 12,4 × 12	10 × 12	35°	4	-	8.7	1432 - 102ST68 - 812/1012 - 45 - 51
	105	4.125	6x14	8 × 14	35°	2	-	8.9	1431 - 105ST68 - 614/814 - 45 - 51
	105	4.125	4 × 12,4 × 12	8 × 14	35°	4	-	8.9	1433 - 105ST68 - 614/814 - 45 - 51
	110	4.375	6x14	8 × 16	35°	2	-	9.4	1431 - 110ST68 - 614/816 - 45 - 51
	110	4.375	4 × 12,4 × 12	8 × 16	35°	4	-	8.9	1433 - 110ST68 - 614/816 - 45 - 51
	115	4.5	6 × 14	8 × 16	35°	2	-	9.6	1431 - 115ST68 - 614/816 - 45 - 51
	115	4.5	4 × 14,2 × 14	8 × 16	35°	4	-	9.5	1433 - 115ST68 - 614/816 - 45 - 51
	115	4.5	4 × 14,4 × 14	10 × 14	35°	4	-	9.5	1433 - 115ST68 - 814/1014 - 45 - 51
	127	5	8 × 14	9 × 16	35°	3	-	11	1431 - 127ST68 - 814/916 - 45 - 51
	127	5	4 × 14,3 × 14	8 × 16	35°	4	-	10.8	1433 - 127ST68 - 714/816 - 45 - 51
	152	6	8 × 16	9 × 16	35°	3	-	16.2	1431 - 152ST68 - 816/916 - 45 - 51
	152	6	9 × 16	9 × 16	35°	3	-	16.2	1431 - 152ST68 - 916/916 - 45 - 51
	152	6	9 × 14,3 × 14	9 × 16	35°	3	-	16.2	1433 - 152ST68 - 1214/916 - 45 - 51
扩孔钎头 Reaming bit	圆齿 Spherical buttons								
	152	6	6 × 16	9 × 16	35°	3	-3	13.0	1441 - 152ST68 - 616/916 - 45 - 31
	152	6	2 × 14	18 × 14	35°	3	-3	10.4	1441 - 152ST68 - 214/1814 - 45 - 31
	抛物线齿 Parabolic buttons								
	152	6	6 × 16	9 × 16	35°	3	-3	13.0	1441 - 152ST68 - 616/916 - 45 - 51
	152	6	2 × 14	18 × 14	35°	3	-3	10.4	1441 - 152ST68 - 214/1814 - 45 - 51

钻杆钎具系列 Tube Drilling Tools



钎头 Drill bit	钎头直径 Diameter		合金数量 × 直径 No × button diameter			水孔数量 Flushing hole		重量 Weight approx kg	型号 P/N Hang	
	毫米 mm	英寸 inch	芯齿 Front	边齿 Gauge	角 Angle	正 Front	侧 Side			
易返钎头 Retrac button bit	圆齿 Spherical buttons									
	102	4	4 × 12,4 × 12	10 × 12	35°	4	-	9.3	1632 - 102ST68 - 812/1012 - 45 - 31	
	102	4	4 × 14,2 × 12	8 × 14	35°	4	-	9.3	1533 - 102ST68 - 614/814 - 45 - 31	
	110	4 3/8	6 × 14	8 × 16	35°	2	-	10.0	1531 - 110ST68 - 614/816 - 45 - 31	
	115	4 1/2	6 × 14	8 × 16	35°	2	-	10.0	1531 - 115ST68 - 614/816 - 45 - 31	
	127	5	8 × 14	9 × 16	35°	3	-	15.0	1531 - 127ST68 - 814/916 - 45 - 31	
	140	5 1/2	9 × 14	9 × 16	35°	3	-	17.8	1531 - 140ST68 - 914/916 - 45 - 31	
	扩孔钎头 Reaming bit	抛物线齿 Parabolic buttons								
		102	4	4 × 12,4 × 12	10 × 12	35°	4	-	9.3	1632 - 102ST68 - 812/1012 - 45 - 51
		102	4	4 × 14,2 × 12	8 × 14	35°	4	-	9.3	1533 - 102ST68 - 614/814 - 45 - 51
		110	4 3/8	6 × 14	8 × 16	35°	2	-	10.0	1531 - 110ST68 - 614/816 - 45 - 51
		115	4 1/2	6 × 14	8 × 16	35°	2	-	10.0	1531 - 115ST68 - 614/816 - 45 - 51
		127	5	8 × 14	9 × 16	35°	3	-	15.0	1531 - 127ST68 - 814/916 - 45 - 51
		140	5 1/2	9 × 14	9 × 16	35°	3	-	17.8	1531 - 140ST68 - 914/916 - 45 - 51
		钎杆 Drill rod	长度 Length		外径 Diameter		重量 Weight approx kg	型号 P/N Hang		
毫米 mm			英尺 Foot	毫米 mm	英寸 inch					
钎杆 Drill tube 内孔直径 Flushing hole 30mm.										
1525			5'	87	3 7/16	35.5	24G87 - ST68/87 - 1525 - 23			
1830			6'	87	3 7/16	43.8	24G87 - ST68/87 - 1830 - 23			
3660			12'	87	3 7/16	80.0	24G87 - ST68/87 - 3660 - 23			
6110		20'	87	3 7/16	133.0	24G87 - ST68/87 - 6110 - 23				





深孔螺旋钎具
DRILLING
BENCH AND PRODUCTION

深孔螺旋钎具
DRILLING
BENCH AND PRODUCTION



高炉用钎具 Rock Tools For Furnace

产品名称 Name of product	钎头直径 Diameter		合金 Tip size(mm) 高 × 厚 H × W	螺纹 Thread	重量 Weight approx kg	型号 P/N Hang	
	毫米 mm	英寸 inch					
十字钎头 Cross - type bit	45	1 3/4	7 × 8	R32	0.5	1222-45R32-7/8-40-24	
	50	1 31/32	7 × 8	R32	0.6	1222-50R32-7/8-40-24	
	55	2 1/8	7 × 8	R32	0.6	1222-55R32-7/8-40-24	
	55	2 1/8	7 × 8	R38	0.7	1222-55R38-7/8-40-24	
		55	2 1/8	7 × 8	T38	1.0	1222-55T38-7/8-40-24
	60	2 3/8	7 × 8	R32	0.7	1222-60R32-7/8-40-24	
	60	2 3/8	7 × 8	R38	1.2	1222-60R38-7/8-40-24	
	60	2 3/8	7 × 8	T38	1.3	1222-60T38-7/8-40-24	
	65	2 1/2	7 × 8	R32	0.9	1222-65R32-7/8-40-24	
	65	2 1/2	7 × 8	R38	1.3	1222-65R38-7/8-40-24	
	65	2 1/2	7 × 8	T38	1.4	1222-65T38-7/8-40-24	
	70	2 3/4	7 × 8	R32	1.3	1222-70R32-7/8-40-24	
	70	2 3/4	7 × 8	T38	1.5	1222-70T38-7/8-40-24	
	80	3 1/8	7 × 8	R32	1.7	1222-80R32-7/8-40-24	
	100	3 3/4	7 × 8	R32	1.8	1222-100R32-7/8-40-24	
	柱齿形钎头 Button bit	48	1 7/8	6 × 10	R32	0.6	1431-48R32-6/10-42-53
51		2	6 × 10	R32	0.7	1431-51R32-6/10-42-53	
54		2 1/8	6 × 11	R32	0.7	1431-54R32-6/11-42-53	
57		2 1/4	6 × 11	R32	0.8	1431-57R32-6/11-42-53	

HANG

04

H A N G

高炉开口钎具

FURNACE TAPPING TOOLS

产品名称 Name of product	长度 Length		重量 Weight (kg)	型号 P/N Hang
	毫米 mm	英尺 Foot		
R38 - Round39 - R32	2800	9'2"	22.7	25R39-R32/R38-2800-40
	3400	11'2"	27.8	25R39-R32/R38-3400-40
	3600	11'9"	29.4	25R39-R32/R38-3600-40
	4100	13'5"	34.5	25R39-R32/R38-4100-40
	4300	14'1"	35.3	25R39-R32/R38-4300-40
T38 - Round39 - T38	3000	9'8"	24.9	25R39-T38-3000-40
	3200	10'5"	26.5	25R39-T38-3200-40
	4000	13'1"	33.4	25R39-T38-4000-40



钎尾 Shank adapter

阿特拉斯 Atlas Copco	配套凿岩机型 Rock drill	螺纹 Thread	长度 Length (mm)	重量 Weight (Kg)	内孔直径 Flushing (mm)	型号 P/N Hang
	Atlas Copco BBC 43 BBC 44 BBC 45 BBC 100	R32	380	2.2	10	4BBC43-32R32-10380-23
	Atlas Copco BBC 51 BBC 52 BBC 54 BBC 120	R32 T38	380 390	2.9 3.4	10	4BBC51-38R32-10380-23 4BBC51-38T38-10390-23
	Atlas Copco BBE 57	T38	538	5.6	14	4BBE57-44T38-14538-23
	Atlas Copco COP 125 COP 130 COP 131	T38	380	3.3	14	4125-39T38-14380-23
	Atlas Copco COP 1032HD	R32	340	3.7	-	41032HD-45R32-0340-23
		R38	340	4.4	-	41032HD-55R32-0340-23
	Atlas Copco COP 1032	R32 R35 R38 T38	550 550 550 550	5.3 5.6 5.7 5.7	- - - -	41032-45R32-0550-23 41032-45R35-0550-23 41032-45R38-0550-23 41032-45T38-0550-23
	Atlas Copco COP 1036	R32 T38	500 500	4.3 4.7	- -	41036-38R32-0500-23 41036-38T38-0500-23
	COP 1038HB					
		T45	500	5.3	-	41036-45T45-0500-23
	Atlas Copco COP 1038HD COP 1238	R32 R38 T38	485 485 485	4.3 4.5 4.5	- - -	41238-38R32-0485-23 41238-38R38-0485-23 41238-38T38-0485-23

05

H A N G

钎尾
SHANK ADAPTERS

Atlas copco	阿特拉斯
Boart	波特
Furukawa	古河
Gardner - denver	戈登丹佛
Ingersoll - rangg	英格索兰
Montabert	蒙塔贝特
SIG	SIG
Sandvik	山特维克
Others	其他

钎尾 Shank adapter

钎尾 Shank adapter

阿特拉斯 Atlas Copco	配套凿岩机型 Rock drill	螺纹 Thread	长度 Length (mm)	重量 Weight (Kg)	内孔直径 Flushing (mm)	型号 P/N Hang
	Atlas Copco	R32	575	4.9	-	41038HL - 38R32 - 0575 - 23
	COP 1038HL	T38	575	5.2	-	41038HL - 38T38 - 0575 - 23
		T45	575	6.1	-	41038HL - 45T45 - 0575 - 23
	Atlas Copco	R32	500	4.0	-	41238 - 38R32 - 0500 - 23
	COP 1238	T38	500	4.4	-	41238 - 38T38 - 0500 - 23
		R38	485	4.2	-	41238 - 38R38 - 0485 - 23
		T38	485	4.2	-	41238 - 38T38 - 0485 - 23
		T45	500	5.0	-	41238 - 45T45 - 0500 - 23
		R32	575	4.9	-	41238 - 38R32 - 0575 - 23
		R38	575	5.0	-	41238 - 38R38 - 0575 - 23
		T38	575	5.2	-	41238 - 38T38 - 0575 - 23
		T38	575	5.7	-	41238 - 45T38 - 0575 - 23
		T45	575	6.1	-	41238 - 45T45 - 0575 - 23
	Atlas Copco	R32	435	3.9	-	41432 - 38R32 - 0435 - 23
	COP 1432	R38	435	4.2	-	41432 - 38R38 - 0435 - 23
	COP 1532	T38	435	4.2	-	41432 - 38T38 - 0435 - 23
	COP 1440					
	COP 1838 HD					
	COP 1838 ME					
		R32	525	4.8	-	41432 - 38R32 - 0525 - 23
		T38	525	5.0	-	41432 - 38T38 - 0525 - 23
	Atlas Copco	R32	341	4.7	-	41432 - 55R32 - 0341 - 23
	COP 1432	R38	341	5.2	-	41432 - 55R38 - 0341 - 23
	COP 1532					
	Atlas Copco	T38	525	6.2	-	41550 - 52T38 - 0525 - 23
	COP 1550	T45	525	6.4	-	41550 - 52T45 - 0525 - 23
	COP 1838ME/HE	T51	525	6.8	-	41550 - 52T51 - 0525 - 23

阿特拉斯 / 波特 / 古河 Atlas Copco,Boart and Furukawa	配套凿岩机型 Rock drill	螺纹 Thread	长度 Length (mm)	重量 Weight (Kg)	内孔直径 Flushing (mm)	型号 P/N Hang
	Atlas Copco	T38	730	10.1	-	41550EX - 60T38 - 0730 - 23
	COP 1550 EX	T45	730	10.5	-	41550EX - 60T45 - 0730 - 23
	COP 1838 EX	T51	730	10.7	-	41550EX - 60T51 - 0730 - 23
	Atlas Copco	T45	565	7.2	-	41850 - 52T45 - 0565 - 23
	COP 1840HE	T51	565	7.4	-	41850 - 52T51 - 0565 - 23
	COP 1850					
	Atlas Copco	T51	770	11.2	-	42150PG - 52T51 - 0770 - 23
	COP 2150PG					
	Atlas Copco	T45	770	13.2	-	42160EX - 63T45 - 0770 - 23
	COP 2160EX	T51	770	13.3	-	42160EX - 63T51 - 0770 - 23
	Atlas Copco	ST68	805	69.6	-	44050EX - 70ST68 - 0805 - 23
	COP 4050EX					
	Atlas Copco	ST68	835	69.9	-	44050MUX - 90ST68 - 0835 - 23
	COP 4050MUX					
	Boart	R38	495	5.6	-	4HD125 - 45R38 - 0495 - 23
	HD 125	T38	495	5.6	-	4HD125 - 45T38 - 0495 - 23
	HD 150					
	HD 160					
	Furukawa	R32	330	3.6	14.3	4M120 - 44R32 - 14330 - 23
	M 120	R38	350	3.8	1.43	4M120 - 44R38 - 14350 - 23
	PD 200	R38	380	4.0	1.43	4M120 - 44T38 - 14380 - 23
			446	4.3	1.43	4M120 - 44T38 - 14446 - 23
	Furukawa	T38	484	4.0	14.3	4PD200R - 44T38 - 14484 - 23
	PD 200R	T45	484	4.3	14.3	4PD200R - 44T45 - 14484 - 23
	Furukawa	T38	655	7.8	16	4HD260 - 45T38 - 16655 - 23
	HD 260	T45	655	7.8	16	4HD260 - 45T45 - 16655 - 23
	HD 300					

SHANK ADAPTERS
钎尾

SHANK ADAPTERS
钎尾

钎尾 Shank Adapter

钎尾 Shank Adapter

古河 / 戈登丹佛 / 英格索兰 / 蒙塔贝特 Furukawa , Gardner-Denver, Ingersoll-Rand and Montabert	配套凿岩机型 Rock drill	螺纹 Thread	长度 Length (mm)	重量 Weight (Kg)	内孔直径 Flushing (mm)	型号 P/N Hang
	Furukawa	T38	620	6.2	-	4HD609-45T38-0620-23
	HD 609	T38	690	6.5	-	4HD609-45T38-0690-23
		T45	620	6.9	-	4HD609-45T45-0620-23
	Furukawa	T45	710	9.2	-	4HD612-51T45-0710-23
	HD 612					
	Furukawa	T45	788	11.2	-	4HD712-51T45-0788-23
	HD 712					
	Gardner-Denver	R32	380	3.6	14.3	4PR123-44R32-14380-23
	PR 123	R38	380	3.9	14.3	4PR123-44R38-14380-23
		T38	380	3.9	14.3	4PR123-44T38-14380-23
	Ingersoll-Rand	R32	330	3.6	14	4VL120-44R32-14330-23
	URD475	R38	350	3.8	14	4VL120-44R38-14350-23
	URD550	T38	380	4.0	14	4VL120-44T38-14380-23
	VL120	T38	446	4.3	14	4VL120-44T38-14446-23
	EVL130					
	VL140					
	Ingersoll-Rand	T38	500	5.8	19	4YH65-45T38-19500-23
	YH 65	T45	500	6.1	19	4YH65-45T45-19500-23
	YH 80					
	Ingersoll-Rand	T45	700	8	19	4YH65RP-45T45-19700-23
	YH 65 RP					
	YH 70 RP					
	YH 75 RP					
	YH 80 RP					
	Montabert	R32	447	3.9	-	4HC40-38R32-0447-23
	HC 40	R38	447	4.1	-	4HC40-38R38-0447-23
		T38	447	4.1	-	4HC40-38T38-0447-23
	Montabert	R32	270	4.1	-	4HC40-52R32-0270-23
	HC 40					
		R38	320	4.4	-	4HC40-55R38-0320-23




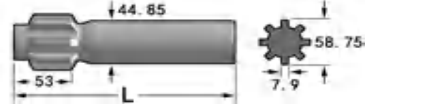
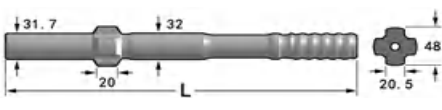
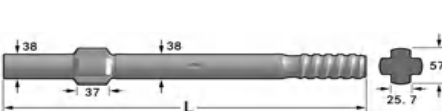



蒙塔贝特 / SIG Montabert and SIG	配套凿岩机型 Rock drill	螺纹 Thread	长度 Length (mm)	重量 Weight (Kg)	内孔直径 Flushing (mm)	型号 P/N Hang
	Montabert					
	HC 80	R32	440	5.1	-	4HC80-38R32-0440-23
	HC 90	R38	440	5.3	-	4HC80-38R38-0440-23
	HC 105	T38	440	5.3	-	4HC80-38T38-0440-23
	HC 120	T38	500	5.8	-	4HC80-38T38-0500-23
	Montabert					
	H 100	T38	540	5.6	14	4H100-45T38-14540-23
	Montabert					
	HC 120	T45	490	5.9	-	4HC120-45T45-0490-23
	HC 150					
	Montabert					
	HC 80R	T45	670	8.3	-	4HC80R-51T45-0670-23
	HC 120R	T51	67	8.3	-	4HC80R-51T51-0670-23
	HC 150R					
	Montabert					
	HC 200	T51	840	13.9	-	4HC200-60T51-0840-23
	HC 200	T60	840	14.2	-	4HC200-60T60-0840-23
	SIG					
	HBM 50	R32	340	3.7	-	4HBM50-45R32-0340-23
	HBM 100					
	HBM 120					
	SIG					
	HBM 100	R38	340	4.4	-	4HBM100-55R38-0340-23
	HBM 120					
	SIG					
	HBM 50	R32	550	5.3	-	4HBM50-45R32-0550-23
	HBM 100					
	HBM 120					
	SIG					
	HBM 101	R32	500	4.6	-	4HBM101-38R32-0500-23





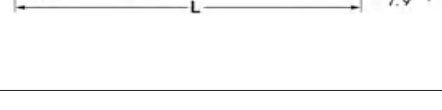
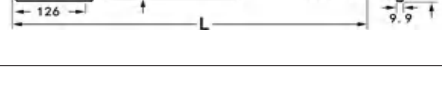

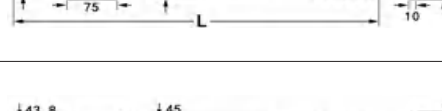

SHANK ADAPTERS
钎尾

SHANK ADAPTERS
钎尾

钎尾 Shank Adapter

钎尾 Shank Adapter

山特维克 (汤姆洛克) Sandvik(Tamrock)	配套凿岩机型 Rock drill	螺纹 Thread	长度 Length (mm)	重量 Weight (Kg)	内孔直径 Flushing (mm)	型号 P/N Hang
	HL 300	R32	400	2.8	-	4HL300-32R32-0400-23
	HL 300S	R32	245	2.8	-	4HL300S-45R32-0245-23
	HLX 3	R32	324	3.8	-	4HLX3-45R32-0324-23
	HLX 3F	R32	205	2.6	-	4HLX3F-45R32-0205-23
	L400 L410 L500 L510 L550	R32	380	2.3	10	4L400-32R32-0380-23
	HL 438 HLR 438L HLR 438T	R32 T38	380 400	3.2 3.6	12.7 12.7	4HL438-38R32-13380-23 4HL438-38T38-13400-23
	HL 438LS HL 438TS HL 538 HL 538L L 550S	R32 R38 T38 T38	450 450 455 545	4.1 4.3 4.3 4.8	- - - -	4HL538-38R32-0450-23 4HL538-38R38-0450-23 4HL538-38T38-0455-23 4HL538-38T38-0545-23
	HL500-38 HL510-38	R32 T38	550 550	4.3 4.6	- -	4HL500-38R32-0550-23 4HL500-38T38-0550-23
	HL 500-45 HL 510-45	R32 T38 T45	550 550 550	5.6 5.6 6.1	- - -	4HL500-45R32-0550-23 4HL500-45T38-0550-23 4HL500-45T45-0550-23










山特维克 (汤姆洛克) Sandvik(Tamrock)	配套凿岩机型 Rock drill	螺纹 Thread	长度 Length (mm)	重量 Weight (Kg)	内孔直径 Flushing (mm)	型号 P/N Hang
	HL 500S-38 HL 510S-38 HL 510B HL 510HL	R32 R38 T38 R38 T38	460 460 460 500 500	3.9 4.1 4.1 4.3 4.3	- - - - -	4HL510B-38R32-0460-23 4HL510B-38R38-0460-23 4HL510B-38T38-0460-23 4HL510B-38R38-0500-23 4HL510B-38T38-0500-23
	HL 500F HL 510F	R32	350	3.6	-	4HL500F-45R32-0350-23
	HL 550 SUPER HL 560 SUPER HL 510S-45	R38 T38 T45	500 500 500	5.5 5.5 5.6	- - -	4HL550-45R38-0500-23 4HL550-45T38-0500-23 4HL550-45T45-0500-23
	HLX 5 HLX 5T	R32 R38 R32 T38 T45	500 500 575 575 575	5.4 5.5 5.5 6.4 6.5 6.6	- - - - -	4HLX5-45R32-0500-23 4HLX5-45R38-0500-23 4HLX5-45T38-0500-23 4HLX5-45R32-0575-23 4HLX5-45T38-0575-23 4HLX5-45T45-0575-23
	HLX5 PE-45	R32 T38	575 575	6.3 6.4	- -	4HLX5PE-45R32-0575-23 4HLX5PE-45T38-0575-23
	HL 600-45 HL 600S-45	T38 T45 R32 T38 T45	600 600 525 525 525	6.7 6.7 5.9 6.0 6.1	- - - - -	4HL600-45T38-0600-23 4HL600-45T45-0600-23 4HL600-45R32-0525-23 4HL600-45T38-0525-23 4HL600-45T45-0525-23
	HL 600-52 HL 600S-52	T45 T51	650 650	8.0 8.0	- -	4HL600-52T45-0650-23 4HL600-52T51-0650-23
	HL 645 HL 645S	T38 T45	600 600	6.6 6.8	- -	4HL645-45T38-0600-23 4HL645-45T45-0600-23
	HL 650-45 HL 700T-45 HL 710-45 HL 800T-45	T38 T45	600 600	7.3 7.8	- -	4HL650-45T38-0600-23 4HL650-45T45-0600-23





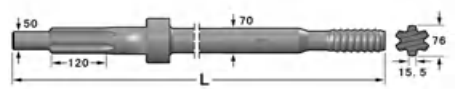

SHANK ADAPTERS
钎尾

SHANK ADAPTERS
钎尾

钎尾 Shank Adapter

钎尾 Shank Adapter

山特维克 (汤姆洛克) Sandvik(Tamrock)	配套凿岩机型 Rock drill	螺纹 Thread	长度 Length (mm)	重量 Weight (Kg)	内孔直径 Flushing (mm)	型号 P/N Hang
	HL 650-52 HL 700-52 HL 710-52 HL 800T-52	T38 T45 T51	600	8.3 8.8 8.8	-	4HL650-52T38-0600-23 4HL650-52T45-0600-23 4HL650-52T51-0600-23
	HL 850 HL 850S	T45 T51	670	9.8 10.1	-	4HL850-52T45-0670-23 4HL850-52T51-0670-23
	HL 1000-52 HL 1000S-52	T45 T51 T51	670	10.3 11.0 8.7 8.7	-	4HL1000-52T45-0670-23 4HL1000-52T51-0670-23 4HL1000-52T45-0590-23 4HL1000-52T51-0590-23
	HL 1000-60	T51 T60	670	13.3 13.4	-	4HL1000-60T51-0670-23 4HL1000-60T60-0670-23
	HL 1000-80	T60	670	20.9	-	4HL1000-80T60-0670-23
	HL 1000S-80	ST58 ST68	635	18.2 19.1	-	4HL1000S-80ST58-0635-23 4HL1000S-80ST68-0640-23
	HL 1000 PE-52	T51	840	14.2	-	4HL1000PE-52T51-0840-23
	HL 1000 PE-65 HL 1500 PE-65 HL 1560 T-65	T51 T60	760	16.8 16.9	-	4HL1000PE-65T51-0760-23 4HL1000PE-65T60-0760-23
	HL 1500-52 HL 1500T-52	T51	710	11.9	-	4HL1500-52T51-0710-23

山特维克 (汤姆洛克), 其它 Sandvik(Tamrock), Others	配套凿岩机型 Rock drill	螺纹 Thread	长度 Length (mm)	重量 Weight (Kg)	内孔直径 Flushing (mm)	型号 P/N Hang
	HL 1500-60, HL 1500T-60	T51 T60	760	16.1 16.1	-	4HL1500-60T51-0760-23 4HL1500-60T60-0760-23
	HL 1500-T80	T60	760	22.9	-	4HL1500-80T60-0760-23
	HL 1500-S80	ST58 ST68	635	18.8 18.9	-	4HL1500-80ST58-0635-23 4HL1500-80ST68-0635-23
	HL 1500-SPE90	ST58 ST68	635	21.8 21.9	-	4HL1500-90ST58-0635-23 4HL1500-90ST68-0635-23
		HL64	1180	35.6	-	4OTHER-70HL64-1180-23
		R32	410	3.1	-	4OTHER-35R32-410-23

SHANK ADAPTERS
钎尾

SHANK ADAPTERS
钎尾

膨胀剂 Expansive Mortar

DESCRIPTION

As requirements for demolishing rock and reinforced concrete in construction increase in tight quarters, the use of explosives and explosive agents is becoming more restricted as far as safety and environmental pollution problems are concerned. High Range Expansive Mortar is a very good solution.



The Advantage of High Range Expansive Mortar

- ◆ HSCA(High Range Expansive Mortar) is a powder with amazing 18,000 PSI expansive strength when mixed with common water. Poured into holes, HSCA(High Range Expansive Mortar) breaks reinforced concrete & rock safely and quietly, while providing SILENT cracking.
- ◆ Since HSCA(High Range Expansive Mortar) provides controlled demolition according to drilling patterns, it is very easy to break reinforced concrete and all kinds of stone into desired sizes and shapes, without noise, vibration or dust.
- ◆ Reinforced Concrete Demolition & Cutting
In demolition, concrete cutting & excavating industry, HSCA(High Range Expansive Mortar) helps you to break reinforced concrete and rock into chunks, so you may easily cut off rebar, haul it away with a crane or truck without damage remaining part.
- ◆ Rock Breaking & Excavation
In mining and quarrying industry, HSCA(High Range Expansive Mortar) helps to achieve perfect slabs and blocks from limestone, onyx, marble, granite or any other type of stone you are working with. Compares to blasting, HSCA(High Range Expansive Mortar) avoids waste of valuable stone, high insurance, costly storage and labor.
- ◆ Stone Quarrying & Dimension
HSCA(High Range Expansive Mortar) can also be applied along with traditional methods like primer cord, hydraulic breaker, diamond blade saw and jackhammer to help cut cost, work time and increase safety, Plus its silent operation, HSCA(High Range Expansive Mortar) is perfect for residential, school, hospital and airport area.
Alternative to Blasting, Breaker, Jackhammer, Diamond Saw...
- ◆ HSCA(High Range Expansive Mortar) helps your work to become more efficient and cost effective.



06

H A N G

膨胀剂

EXPANSIVE MORTAR

Three Types:

There are three types of High Range Expansive Mortar, HSCA-1, HSCA-2, HSCA-3, which applies respectively to different seasons of Summer, Spring /Autumn, Winters follows.

- . Type 1 - Warm:25 to 40 (77 °F to 104 °F)
- . Type 2 - Cool: 10 to 25 (50 °F to 77 °F)
- . Type 3 - Cold: -5 to 10 (23 °F to 50 °F)

Expansive Cement Applications

- 1.Quarrying marble and granite, limestone, sand stone; cracking nature ground
- 2.Breaking rock into pieces; deposition of falling rocks
- 3.Demolishing concrete structure, Chipping defective concrete piles, etc
- 4.In the field as a new method of demolition, Expanding Cement can effectively be use in the construction and civil engineering fields as follows.



07

H A N G

凿岩机
ROCK DRILL

HANG

EXPANSIVE MORTAR
膨胀剂

凿岩机 Rock Drill



YT23 Air Leg Rock Drill	
Weight	24KG
Length	628cm
Air Pressure	0.63MPa
Cylinder Dia	76mm
Piston Stroke	60mm
Impact Frequency	≥36Hz
Impact Energy	≥65J
Air Consumption	≤80L/S
Idle Speed	≥300r/min
Noise	≤112dB(A)
Water Pressure	0.2-0.3Mpa
Air Pipe	25mm
Water Pipe(Inner Dia)	13mm
Bore Dia	34-42mm
Bore Depth	5m
Shank Dimensions(Hex * Length)	22*108mm
FY200A Oil Lubricator	0.2L



YT28 Air Leg Rock Drill	
Weight	26KG
Length	661cm
Air Pressure	0.4~0.63MPa
Cylinder Dia	80mm
Piston Stroke	60mm
Impact Frequency	≥36Hz
Air Consumption	≤82L/S
Air Pipe(Inner Dia)	25mm
Water Pipe(Inner Dia)	13mm
Drill Bit Dia	34-42mm
Shank Dimensions(Hex * Length)	22*108mm±1mm



YT24 Air Leg Rock Drill	
Weight	25KG
Length	678cm
Air Pressure	0.4~0.63MPa
Cylinder Dia	70mm
Piston Stroke	70mm
Impact Frequency	≥31Hz
Air Consumption	≤66.7L/S
Water Pressure(Inner Dia)	0.2-0.3Mpa
Air Pipe	19mm
Water Pipe(Inner Dia)	13mm
Shank Head Dia	34-42mm
Shank Dimensions(Hex * Length)	22*108mm±1mm
FY200B Oil Lubricator	0.20L



YT29 Air Leg Rock Drill	
Weight	27KG
Product Dimension(L * W * H)	659*248*205mm
Air Pressure	0.4-0.63Mpa
Air Consumption	≤65L/S
Impact Frequency	≥37Hz
Air Consumption	≤80L/S
Air Pipe(Inner Dia)	25mm
Water Pipe(Inner Dia)	13mm
Drilling Hole Dia	34-45mm
Drilling Depth	5m
Shank Dimensions(Hex * Length)	22*108mm/ 25*108mm±1mm
FY250 Oil Lubricator	0.25L



YT27 Air Leg Rock Drill	
Weight	27KG
Product Dimension(L * W * H)	668*248*202mm
Cylinder Dia	80mm
Piston Stroke	60mm
Impact Energy	≥75.5J
Impact Frequency	≤36.9Hz
Water Pressure(Inner Dia)	0.3Mpa
Air Pipe(Inner Dia)	25mm
Water Pipe(Inner Dia)	13mm
Bore Dia	34-45mm
Bore Depth	5m
Shank Dimensions(Hex * Length)	22*108mm±1mm 25*108mm±1mm
FY250 Oil Lubricator	0.25L



G7 Pneumatic Hammer	
Weight	7.2KG
Product Dimension(L * W * H)	465*160*110mm
Air Consumption	≤20L/S
Impact Frequency	≥21.6Hz
Air Pipe(Inner Dia)	19mm
Air Pipe(Inner Dia)	0.4-0.5Mpa

凿岩机 Rock Drill

Piston



Vale set



Rotational sleeve



Ratchet



Rotational nut



Rifle nut



Oil lubricator



Crowned spring



Chang-over valve



Rifle bar



Ratchet pawl




Air leg



Hang Rock Drilling Tools

ROCK TOOL
HANG



ROCK TOOL

HANG

青岛金海航工贸有限公司

HANG INDUSTRY & TRADE CO., Ltd

ADD:Office 924,Building 3,WFC Xiexin Center,No.19 Qingling
Road, Laoshan District,Qingdao,China

TEL: +86-532-83765757

+86-13708967627

FAX: +86-532-85850071

E-MAIL: info@hangrocktools.com

sale@hangrocktools.com

WEB: www.hangdrill.com

www.hangrocktools.com




Hang



Mark



ROCK TOOL
HANG



青岛金海航工贸有限公司

HANG INDUSTRY & TRADE CO., LTD



Rock drilling tools -
Mining tools -
Rotary drill tools -
Blast furnace drill tools -

HANG INDUSTRY CO., LTD was founded in 2008. It specializes in manufacturing various kinds of drilling tools, which are widely applied in all kinds of drilling sectors from stone quarry, mineral quarry, water conservancy, transportation, civil and military industry, geology and other civil engineering domains, ect.

As a leading and certified manufacturer for a wide range of industries, we focus on working with you for mutual benefit. We are open for long-term partnership with other business units with good sales and other related services for your benefit.

Our main provided products includes,

- Ø Tapered rock drilling tools Button Bit and Chisel Bit
- Ø Integral Drill steels, Tapered and Thread Drill Rod
- Ø Shank Adapters, Coupling Sleeves
- Ø Down the hole Drilling
- Ø Bench Drilling, Thread Button bit, Retract Button Bit

Our company holds abundant technologies, advanced detection means, as long as producing top-ranking equipments, and we passed the approval of Quality System Certificate ISO9001:2000 and CE certificate in 2013. Our product are widely sold to the principal market such as America, Canada, Spain, France, Chile and Argentina. We are committed in providing you with our premium tools, technical expertise, and exceptional service. Feel free to contact us with any questions. We look forward to hearing from you!

ROCK TOOL
HANG


HANG INDUSTRY CO.,LTD fue fundado en 2008. Se especializa en producir herramientas de perforación, las cuales son ampliamente utilizadas en explotación y perforación de industrias de explotación de roca, mineral, conservación del agua, transportación, industria militar, geología y construcción civil, etc.

Como un fabricante líder y reconocido en este vasto ámbito de industria, concentramos en añadir valor en todas nuestras experiencias. También estamos dispuestos a mantener relaciones a largo plazo con socios comerciales con buenas ventas y servicios al respecto para satisfacer sus necesidades.

Producimos principalmente los siguientes productos:

- Ø Herramientas Cónicas de perforación de Roca Brocas de Botones y Brocas Cinceladas
- Ø Barra Integral Barra Cónica y Roscada
- Ø Adaptadores de Mango Manguito de Acoplamiento
- Ø Herramientas de Perforación DTH
- Ø Herramienta de Perforación de Banco Brocas Roscadas de Botones Brocas de Botones Retrac

Nuestra compañía tiene tecnología suficiente, formas avanzadas de detección, equipo de producción de primera clase, y hemos aprobado el certificado del sistema de calidad de ISO9001:2000 y el certificado de CE en 2013. Nuestros productos se han vendido a muchos países incluidos los EEUU, Australia, Canadá, Sudamérica y África, etc. Nos dedicamos a ayudarle con nuestras herramientas de alta calidad, pericia tecnológica y superlativos servicios. No dude en contactarnos por cualquier duda. ¡Esperamos que podamos recibir sus noticias!



青岛金海航工贸有限公司
HANG INDUSTRY & TRADE CO., LTD



目录

DIRECTORY



P01 潜孔钎具 / DOWN THE DRILLING

P02 截 齿 / CUTTING PICKS SERIES

CONTENTS

潜孔钻头面部设计 Bit Face Designs



01

H A N G

潜孔钎具

DOWN THE DRILLING

Bit face designs

Bit shank identification chart 3"

High air pressure DTH Bits 4"

High air pressure DTH Bits 5"

High air pressure DTH Bits 6"

High air pressure DTH Bits 8"

High air pressure DTH Bits DTH pipes 8 英寸高压潜孔潜孔钻杆

潜孔钻头面部设计

潜孔钻头尾部尺寸

3 英寸高压潜孔

4 英寸高压潜孔

5 英寸高压潜孔

6 英寸高压潜孔









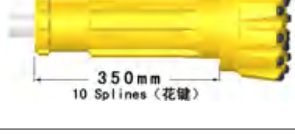
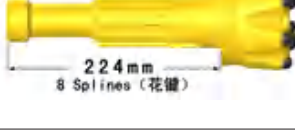
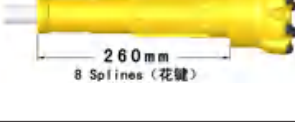





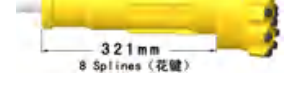

面部设计 Face	合金 Button	应用 Applications
凹心 Concave face 	抛物线齿 Parabolic 	<ul style="list-style-type: none"> · 钻孔直线度好, 进尺速度快 Straight hole application , fast penetration · 适用中软岩 Suited for soft to medium rock · 不适用腐蚀岩 Non Abrasive
凹心 Concave face 	圆齿 Spherical 	<ul style="list-style-type: none"> · 钻孔直线度好, 耐磨性好 Straight hole application , wearing resistance good · 适用中硬岩 Suited for medium to hard rock · 适用腐蚀岩 Abrasive
凹心 Concave face 	抛物线齿 Parabolic 	<ul style="list-style-type: none"> · 进尺速度快 fast penetration · 适用软岩 Suited for soft rock · 不适用腐蚀岩 Non Abrasive
平面 Flat face 	圆齿 Spherical 	<ul style="list-style-type: none"> · 耐磨性好 Wearing resistance good · 适用硬岩 Suited for hard rock · 适用腐蚀岩 Abrasive




潜孔钻头尾部尺寸 Bit Shank Identification Chart

低风压潜孔钻头 Low Air Pressure DTH Bits





潜孔钻头
DOWN THE DRILLING

潜孔钻头
DOWN THE DRILLING

 181 mm 8 Splines (花键)	DHD 3.5 · 3"	 279.4 mm 10 Splines (花键)	QL 40 · 4"
 209 mm 8 Splines (花键)	DHD 340 · 4"	 240 mm 12 Splines (花键)	QL 50 · 5"
 261 mm 8 Splines (花键)	DHD 350 · 5"	 253.9 mm 12 Splines (花键)	QL 60 · 6"
 308 mm 8 Splines (花键)	DHD 360 · 6"	 331.7 mm 16 Splines (花键)	QL 80 · 8"
 350 mm 10 Splines (花键)	DHD 380 · 8"	 224 mm 8 Splines (花键)	M 30 · 3"
 260 mm 8 Splines (花键)	SD 4 · 4"	 228 mm 12 Splines (花键)	M 40 · 4"
 260 mm 8 Splines (花键)	SD 5 · 5"	 287 mm 12 Splines (花键)	M 50 · 5"
 324 mm 8 Splines (花键)	SD 6 · 6"	 230 mm 12 Splines (花键)	M 60 · 6"
 321 mm 8 Splines (花键)	SD 8 · 8"	 329 mm 12 Splines (花键)	M 80 · 8"

钻头系列 DTH Bit	钻头直径 Diameter		合金数量 × 直径 No × button diameter		气孔 Air holes	重量 Weight (Kg)	型号 P/N Hang
	毫米 mm	英寸 inch	芯齿 Front	边齿 Gauge			
	抛物线齿 / 凸面 Parabolic button/Convex face						
	80	3 1/7	2 × 12, 2 × 12	6 × 13	2	3	614-80CR80-412/613-42-53
	圆齿 / 平面 Spherical button/Flat face						
	90	3 1/2	4 × 12	6 × 14	3	3	611-90CR80-412/614-42-33
	抛物线齿 / 凸面 Parabolic button/Convex face						
	90	3 1/2	2 × 13, 2 × 12	6 × 14	2	3.5	614-90CR90-413/614-42-53
	93	3 5/8	2 × 13, 2 × 12	6 × 14	2	3.6	614-93CR90-413/614-42-53
	95	3 3/4	2 × 14, 2 × 12	6 × 14	2	3.7	614-95CR90-414/614-42-53
	圆齿 / 平面 Spherical button/Flat face						
	90	3 1/2	4 × 12	6 × 14	3	3.5	611-90CR90-412/614-42-33
	93	3 5/8	4 × 12	6 × 14	3	3.6	611-93CR90-412/614-42-33
	95	3 3/4	4 × 12	6 × 14	3	3.7	611-95CR90-412/614-42-33

低风压潜孔钻头 Low Air Pressure DTH Bits

3	钻头直径 Diameter		合金数量 × 直径 No × button diameter		气孔 Air holes	重量 Weight (Kg)	型号 P/N Hang
	毫米 mm	英寸 inch	芯齿 Front	边齿 Gauge			
	抛物线齿 / 凸面 Parabolic button/Convex face						
	90	3 1/2	4 × 12, 2 × 12	8 × 12	2	4.5	614-90D3.5-612/812-22-51
	95	3 3/4	4 × 12, 2 × 12	8 × 12	2	4.8	614-95D3.5-612/812-22-51
	100	3 7/8	4 × 13, 2 × 13	8 × 13	2	5	614-100D3.5-613/813-22-51
	圆齿 / 平面 Spherical button/Flat face						
	90	3 1/2	6 × 12	8 × 12	2	4.5	611-90D3.5-612/812-22-41
	95	3 3/4	6 × 12	8 × 12	2	4.8	611-95D3.5-612/812-22-41
	100	3 7/8	6 × 13	8 × 13	2	5	611-100D3.5-613/813-22-41
	抛物线齿 / 凸面 Parabolic button/Convex face						
	90	3 1/2	4 × 12, 2 × 12	8 × 12	2	4.7	614-90M30-612/812-22-51
	95	3 3/4	4 × 12, 2 × 12	8 × 12	2	4.9	614-95M30-612/812-22-51
	100	3 7/8	4 × 13, 2 × 13	8 × 13	2	5.3	614-100M30-613/813-22-51
	圆齿 / 平面 Spherical button/Flat face						
	90	3 1/2	6 × 12	8 × 12	2	4.7	611-90M30-612/812-22-41
	95	3 3/4	6 × 12	8 × 12	2	4.9	611-95M30-612/812-22-41
	100	3 7/8	6 × 13	8 × 13	2	5.3	611-100M30-613/813-22-41
	105	4 1/8	6 × 14	8 × 14	2	5.6	611-105M30-614/814-22-41

高风压潜孔钻头 High Air Pressure DTH Bits

高风压潜孔钻头 High Air Pressure DTH Bits

DOWN THE DRILLING
潜孔钻头

DOWN THE DRILLING
潜孔钻头

4	钻头直径 Diameter		合金数量 × 直径 No x button diameter		气孔 Air holes	重量 Weight (Kg)	型号 P/N Hang
	毫米 mm	英寸 inch	芯齿 Front	边齿 Gauge			
DHD340	抛物线齿 / 凹面、						
	115	4 1/2	4 × 14,2 × 14	8 × 14	2	10.0	613-115D340-614/814-22-51
	121	4 3/4	4 × 14,2 × 14	8 × 14	2	11.0	613-121D340-614/814-22-51
	127	5	4 × 14,3 × 14	8 × 14	2	12.0	613-127D340-714/814-22-51
	130	5 1/8	4 × 14,3 × 14	8 × 16	2	14.0	613-130D340-714/816-22-51
	圆齿 / 凹面						
	115	4 1/2	4 × 14,2 × 14	8 × 14	2	10.0	613-115D340-614/814-22-41
	121	4 3/4	4 × 14,2 × 14	8 × 14	2	11.0	613-121D340-614/814-22-41
	127	5	4 × 14,3 × 14	8 × 14	2	12.0	613-127D340-714/814-22-41
	130	5 1/8	4 × 14,3 × 14	8 × 16	2	14.0	613-130D340-714/816-22-41
	133	5 1/4	4 × 14,3 × 14	8 × 16	2	15.0	613-133D340-714/816-22-41
	抛物线齿 / 凸面						
	110	4 3/8	4 × 14,2 × 14	8 × 14	2	9.3	614-110D340-614/814-22-51
	115	4 1/2	4 × 14,2 × 14	8 × 14	2	10.0	614-115D340-614/814-22-51
	121	4 3/4	4 × 14,2 × 14	8 × 14	2	11.0	614-121D340-614/814-22-51
	127	5	4 × 14,3 × 14	8 × 14	2	12.0	614-127D340-714/814-22-51
	130	5 1/8	4 × 14,3 × 14	8 × 16	2	14.0	614-130D340-714/816-22-51
	133	5 1/4	4 × 14,3 × 14	8 × 16	2	15.0	614-133D340-714/816-22-51
	圆齿 / 平面						
	110	4 3/8	6 × 14	8 × 14	2	9.3	611-110D340-614/814-22-41
115	4 1/2	6 × 14	8 × 14	2	10.0	611-115D340-614/814-22-41	
121	4 3/4	6 × 14	8 × 14	2	11.0	611-121D340-614/814-22-41	
127	5	7 × 14	8 × 14	2	12.0	611-127D340-714/814-22-41	
130	5 1/8	7 × 14	8 × 16	2	14.0	611-130D340-714/816-22-41	
133	5 1/4	7 × 14	8 × 16	2	15.0	611-133D340-714/816-22-41	
SD4	圆齿 / 凹面						
	115	4 1/2	4 × 14,2 × 14	8 × 14	2	9.8	613-115SD4-614/814-22-41
	121	4 3/4	4 × 14,2 × 14	8 × 14	2	11.5	613-121SD4-614/814-22-41
	127	5	4 × 14,3 × 14	8 × 14	2	12.3	613-127SD4-714/814-22-41
	130	5 1/8	4 × 14,3 × 14	8 × 16	2	14.3	613-130SD4-714/816-22-41
	抛物线齿 / 凸面						
	110	4 3/8	4 × 14,2 × 14	8 × 14	2	9.5	614-110SD4-614/814-22-51
	115	4 1/2	4 × 14,2 × 14	8 × 14	2	9.8	614-115SD4-614/814-22-51
	121	4 3/4	4 × 14,2 × 14	8 × 14	2	11.5	614-121SD4-614/814-22-51
	127	5	4 × 14,3 × 14	8 × 14	2	12.3	614-127SD4-714/814-22-51
	130	5 1/8	4 × 14,3 × 14	8 × 16	2	14.3	614-130SD4-714/816-22-51
	133	5 1/4	4 × 14,3 × 14	8 × 16	2	15.3	614-133SD4-714/816-22-51
	圆齿 / 平面						
	110	4 3/8	6 × 14	8 × 14	2	9.5	611-110SD4-614/814-22-41
	115	4 1/2	6 × 14	8 × 14	2	9.8	611-115SD4-614/814-22-41
	121	4 3/4	6 × 14	8 × 14	2	11.5	611-121SD4-614/814-22-41
	127	5	7 × 14	8 × 14	2	12.3	611-127SD4-714/814-22-41
	130	5 1/8	7 × 14	8 × 16	2	14.3	611-130SD4-714/816-22-41
	133	5 1/4	7 × 14	8 × 16	2	15.3	611-133SD4-714/816-22-41

4	钻头直径 Diameter		合金数量 × 直径 No x button diameter		气孔 Air holes	重量 Weight (Kg)	型号 P/N Hang
	毫米 mm	英寸 inch	芯齿 Front	边齿 Gauge			
QL40	圆齿 / 凹面 Spherical button/Concave face						
	115	4 1/2	4 × 14,2 × 14	8 × 14	2	10.0	613-115QL40-614/814-22-41
	121	4 3/4	4 × 14,2 × 14	8 × 14	2	11.0	613-121QL40-614/814-22-41
	127	5	4 × 14,3 × 14	8 × 14	2	12.0	613-127QL40-714/814-22-41
	130	5 1/8	4 × 14,3 × 14	8 × 16	2	14.0	613-130QL40-714/816-22-41
	133	5 1/4	4 × 14,4 × 14	8 × 16	2	15.0	613-133QL40-814/816-22-41
	抛物线齿 / 凸面 Parabolic button/Convex face						
	110	4 3/8	4 × 14,2 × 14	8 × 14	2	9.3	614-110QL40-614/814-22-51
	115	4 1/2	4 × 14,2 × 14	8 × 14	2	10.0	614-115QL40-614/814-22-51
	121	4 3/4	4 × 14,2 × 14	8 × 14	2	11.0	614-121QL40-614/814-22-51
	127	5	4 × 14,3 × 14	8 × 14	2	12.0	614-127QL40-714/814-22-51
	130	5 1/8	4 × 14,3 × 14	8 × 16	2	14.0	614-130QL40-714/816-22-51
	133	5 1/4	4 × 14,4 × 14	8 × 16	2	15.0	614-133QL40-814/816-22-51
	圆齿 / 平面 Spherical button/Flat face						
	110	4 3/8	6 × 14	8 × 14	2	10.0	611-110QL40-614/814-22-41
	115	4 1/2	6 × 14	8 × 14	2	10.3	611-115QL40-614/814-22-41
	121	4 3/4	6 × 14	8 × 14	2	10.6	611-121QL40-614/814-22-41
	127	5	7 × 14	8 × 14	2	11.5	611-127QL40-714/814-22-41
	130	5 1/8	7 × 14	8 × 16	2	12.0	611-130QL40-714/816-22-41
	133	5 1/4	7 × 14	8 × 16	2	12.6	611-133QL40-714/816-22-41
M40	抛物线齿 / 凹面 Parabolic button/Concave face						
	115	4 1/2	4 × 14,2 × 14	8 × 14	2	6.8	613-115M40-614/814-22-51
	121	4 3/4	4 × 14,2 × 14	8 × 14	2	7.4	613-121M40-614/814-22-51
	127	5	4 × 14,3 × 14	8 × 14	2	7.6	613-127M40-714/814-22-51
	130	5 1/8	4 × 14,3 × 14	8 × 16	2	8.0	613-130M40-714/816-22-51
	圆齿 / 凹面 Spherical button/Concave face						
	115	4 1/2	4 × 14,2 × 14	8 × 14	2	6.8	613-115M40-614/814-22-41
	121	4 3/4	4 × 14,2 × 14	8 × 14	2	7.4	613-121M40-614/814-22-41
	127	5	4 × 14,3 × 14	8 × 14	2	7.6	613-127M40-714/814-22-41
	130	5 1/8	4 × 14,3 × 14	8 × 16	2	8.0	613-130M40-714/816-22-41
	133	5 1/4	4 × 14,4 × 14	8 × 16	2	8.3	613-133M40-814/816-22-41
	抛物线齿 / 凸面 Parabolic button/Convex face						
	110	4 3/8	4 × 14,2 × 14	8 × 14	2	6.4	614-110M40-614/814-22-51
	115	4 1/2	4 × 14,2 × 14	8 × 14	2	6.8	614-115M40-614/814-22-51
	121	4 3/4	4 × 14,2 × 14	8 × 14	2	7.4	614-121M40-614/814-22-51
	127	5	4 × 14,3 × 14	8 × 14	2	7.6	614-127M40-714/814-22-51
	130	5 1/8	4 × 14,3 × 14	8 × 16	2	8.0	614-130M40-714/816-22-51
	133	5 1/4	4 × 14,4 × 14	8 × 16	2	8.3	614-133M40-814/816-22-51
	圆齿 / 平面 Spherical button/Flat face						
	110	4 3/8	6 × 14	8 × 14	2	6.4	611-110M40-614/814-22-41
115	4 1/2	6 × 14	8 × 14	2	6.8	611-115M40-614/814-22-41	
121	4 3/4	6 × 14	8 × 14	2	7.4	611-121M40-614/814-22-41	
127	5	7 × 14	8 × 14	2	7.6	611-127M40-714/814-22-41	
130	5 1/8	7 × 14	8 × 16	2	8.0	611-130M40-714/816-22-41	
133	5 1/4	7 × 14	8 × 16	2	8.3	611-133M40-714/816-22-41	

高风压潜孔钻头 High Air Pressure DTH Bits

高风压潜孔钻头 High Air Pressure DTH Bits

DOWN THE DRILLING
潜孔钻头

DOWN THE DRILLING
潜孔钻头

5	钻头直径 Diameter		合金数量 × 直径 No x button diameter		气孔 Air holes	重量 Weight (Kg)	型号 P/N Hang
	毫米 mm	英寸 inch	芯齿 Front	边齿 Gauge			
DHD350	抛物线齿 / 凹面 Parabolic button/Concave face						
	130	5 1/8	4 × 14,3 × 14	8 × 16	2	15.0	613 - 130D350 - 714/816 - 22 - 51
	133	5 1/4	4 × 14,3 × 14	8 × 16	2	15.0	613 - 133D350 - 714/816 - 22 - 51
	140	5 1/2	4 × 14,4 × 14	8 × 16	2	16.0	613 - 140D350 - 814/816 - 22 - 51
	146	5 3/4	4 × 14,4 × 14	8 × 16	2	18.0	613 - 146D350 - 814/816 - 22 - 51
	152	6	4 × 16,4 × 16	8 × 18	2	20.0	613 - 152D350 - 816/818 - 22 - 51
	圆齿 / 凹面 Spherical button/Concave face						
	130	5 1/8	4 × 14,3 × 14	8 × 16	2	15.0	613 - 130D350 - 714/816 - 22 - 41
	133	5 1/4	4 × 14,3 × 14	8 × 16	2	15.0	613 - 133D350 - 714/816 - 22 - 41
	140	5 1/2	4 × 14,4 × 14	8 × 16	2	16.0	613 - 140D350 - 814/816 - 22 - 41
	146	5 3/4	4 × 14,4 × 14	8 × 16	2	18.0	613 - 146D350 - 814/816 - 22 - 41
	152	6	4 × 16,4 × 16	8 × 18	2	20.0	613 - 152D350 - 816/818 - 22 - 41
	抛物线齿 / 凸面 Parabolic button/Convex face						
	130	5 1/8	3 × 14,4 × 14	9 × 16	3	15.0	614 - 130D350 - 714/916 - 22 - 51
	133	5 1/4	3 × 14,4 × 14	9 × 16	3	15.0	614 - 133D350 - 714/916 - 22 - 51
	140	5 1/2	3 × 16,4 × 16	9 × 16	3	16.0	614 - 140D350 - 716/916 - 22 - 51
	146	5 3/4	3 × 16,4 × 16	9 × 16	3	18.0	614 - 146D350 - 716/916 - 22 - 51
	152	6	3 × 16,5 × 16	9 × 18	3	20.0	614 - 152D350 - 816/918 - 22 - 51
	圆齿 / 平面 Spherical button/Flat face						
	130	5 1/8	7 × 14	8 × 16	2	15.0	611 - 130D350 - 714/816 - 22 - 41
133	5 1/4	7 × 14	8 × 16	2	15.0	611 - 133D350 - 714/816 - 22 - 41	
140	5 1/2	7 × 14	7 × 18	2	16.0	611 - 140D350 - 714/718 - 22 - 41	
140	5 1/2	8 × 14	9 × 16	3	16.0	611 - 140D350 - 814/916 - 22 - 41	
146	5 3/4	8 × 14	9 × 16	3	18.0	611 - 146D350 - 814/916 - 22 - 41	
152	6	8 × 16	9 × 18	3	20.0	611 - 152D350 - 816/918 - 22 - 41	
SD5	圆齿 / 凹面 Spherical button/Concave face						
	130	5 1/8	4 × 14,3 × 14	8 × 16	2	14.0	613 - 130SD5 - 714/816 - 22 - 41
	133	5 1/4	4 × 14,3 × 14	8 × 16	2	14.0	613 - 133SD5 - 714/816 - 22 - 41
	140	5 1/2	4 × 14,4 × 14	8 × 16	2	15.0	613 - 140SD5 - 814/816 - 22 - 41
	146	5 3/4	4 × 14,4 × 14	8 × 16	2	15.8	613 - 146SD5 - 814/816 - 22 - 41
	152	6	4 × 16,4 × 16	8 × 18	2	18.0	613 - 152SD5 - 816/818 - 22 - 41
	抛物线齿 / 凸面 Parabolic button/Convex face						
	130	5 1/8	3 × 14,4 × 14	9 × 16	3	14.0	614 - 130SD5 - 714/916 - 22 - 51
	133	5 1/4	3 × 14,4 × 14	9 × 16	3	14.0	614 - 133SD5 - 714/916 - 22 - 51
	140	5 1/2	3 × 16,4 × 16	9 × 16	3	15.0	614 - 140SD5 - 716/916 - 22 - 51
	146	5 3/4	3 × 16,4 × 16	9 × 16	3	15.8	614 - 146SD5 - 716/916 - 22 - 51
	152	6	3 × 16,5 × 16	9 × 18	3	18.0	614 - 152SD5 - 816/918 - 22 - 51
	圆齿 / 平面 Spherical button/Flat face						
	130	5 1/8	7 × 14	8 × 16	2	14.0	611 - 130SD5 - 714/816 - 22 - 41
	133	5 1/4	7 × 14	8 × 16	2	14.0	611 - 133SD5 - 714/816 - 22 - 41
	140	5 1/2	7 × 14	7 × 18	2	15.0	611 - 140SD5 - 714/718 - 22 - 41
	140	5 1/2	8 × 14	9 × 16	3	15.0	611 - 140SD5 - 814/916 - 22 - 41
	146	5 3/4	8 × 14	9 × 16	3	15.8	611 - 146SD5 - 814/916 - 22 - 41
	152	6	8 × 16	9 × 18	3	18.0	611 - 152SD5 - 816/918 - 22 - 41

5	钻头直径 Diameter		合金数量 × 直径 No x button diameter		气孔 Air holes	重量 Weight (Kg)	型号 P/N Hang
	毫米 mm	英寸 inch	芯齿 Front	边齿 Gauge			
QL50	圆齿 / 凹面 Spherical button/Concave face						
	130	5 1/8	4 × 14,3 × 14	8 × 16	2	14.5	613 - 130QL50 - 714/816 - 22 - 41
	133	5 1/4	4 × 14,3 × 14	8 × 16	2	14.5	613 - 133QL50 - 714/816 - 22 - 41
	140	5 1/2	4 × 14,4 × 14	8 × 16	2	15.5	613 - 140QL50 - 814/816 - 22 - 41
	146	5 3/4	4 × 14,4 × 14	8 × 16	2	15.6	613 - 146QL50 - 814/816 - 22 - 41
	152	6	4 × 16,4 × 16	8 × 18	2	16.5	613 - 152QL50 - 816/818 - 22 - 41
	抛物线齿 / 凸面 Parabolic button/Convex face						
	130	5 1/8	3 × 14,4 × 14	9 × 16	3	14.5	614 - 130QL50 - 714/916 - 22 - 51
	133	5 1/4	3 × 14,4 × 14	9 × 16	3	14.5	614 - 133QL50 - 714/916 - 22 - 51
	140	5 1/2	3 × 16,4 × 16	9 × 16	3	15.5	614 - 140QL50 - 716/916 - 22 - 51
	146	5 3/4	3 × 16,4 × 16	9 × 16	3	15.6	614 - 146QL50 - 716/916 - 22 - 51
	152	6	3 × 16,5 × 16	9 × 18	3	16.5	614 - 152QL50 - 816/918 - 22 - 51
	圆齿 / 平面 Spherical button/Flat face						
	130	5 1/8	7 × 14	8 × 16	2	14.5	611 - 130QL50 - 714/816 - 22 - 41
	133	5 1/4	7 × 14	8 × 16	2	14.5	611 - 133QL50 - 714/816 - 22 - 41
	140	5 1/2	7 × 14	7 × 18	2	15.5	611 - 140QL50 - 714/718 - 22 - 41
	140	5 1/2	8 × 14	9 × 16	3	15.5	611 - 140QL50 - 814/916 - 22 - 41
	146	5 3/4	8 × 14	9 × 16	3	15.6	611 - 146QL50 - 814/916 - 22 - 41
	152	6	8 × 16	9 × 18	3	16.5	611 - 152QL50 - 816/918 - 22 - 41
	M50	抛物线齿 / 凹面 Parabolic button/Concave face					
130		5 1/8	4 × 14,3 × 14	8 × 16	2	13.9	613 - 130M50 - 714/816 - 22 - 51
133		5 1/4	4 × 14,3 × 14	8 × 16	2	14.3	613 - 133M50 - 714/816 - 22 - 51
140		5 1/2	4 × 14,4 × 14	8 × 16	2	15.0	613 - 140M50 - 814/816 - 22 - 51
146		5 3/4	4 × 14,4 × 14	8 × 16	2	16.0	613 - 146M50 - 814/816 - 22 - 51
152		6	4 × 16,4 × 16	8 × 18	2	17.1	613 - 152M50 - 816/818 - 22 - 51
圆齿 / 凹面 Spherical button/Concave face							
130		5 1/8	4 × 14,3 × 14	8 × 16	2	13.9	613 - 130M50 - 714/816 - 22 - 41
133		5 1/4	4 × 14,3 × 14	8 × 16	2	14.3	613 - 133M50 - 714/816 - 22 - 41
140		5 1/2	4 × 14,4 × 14	8 × 16	2	15.0	613 - 140M50 - 814/816 - 22 - 41
146		5 3/4	4 × 14,4 × 14	8 × 16	2	16.0	613 - 146M50 - 814/816 - 22 - 41
152		6	4 × 16,4 × 16	8 × 18	2	17.1	613 - 152M50 - 816/818 - 22 - 41
抛物线齿 / 凸面 Parabolic button/Convex face							
130		5 1/8	3 × 14,4 × 14	9 × 16	3	13.9	614 - 130M50 - 714/916 - 22 - 51
133		5 1/4	3 × 14,4 × 14	9 × 16	3	14.3	614 - 133M50 - 714/916 - 22 - 51
140		5 1/2	3 × 16,4 × 16	9 × 16	3	15.0	614 - 140M50 - 716/916 - 22 - 51
146		5 3/4	3 × 16,4 × 16	9 × 16	3	16.0	614 - 146M50 - 716/916 - 22 - 51
152		6	3 × 16,5 × 16	9 × 18	3	17.1	614 - 152M50 - 816/918 - 22 - 51
圆齿 / 平面 Spherical button/Flat face							
130		5 1/8	7 × 14	8 × 16	2	13.9	611 - 130M50 - 714/816 - 22 - 41
133	5 1/4	7 × 14	8 × 16	2	14.3	611 - 133M50 - 714/816 - 22 - 41	
140	5 1/2	7 × 14	7 × 18	2	15.0	611 - 140M50 - 814/916 - 22 - 41	
140	5 1/2	8 × 14	9 × 16	3	15.0	611 - 140M50 - 814/916 - 22 - 41	
146	5 3/4	8 × 14	9 × 16	3	16.0	611 - 146M50 - 814/916 - 22 - 41	
152	6	8 × 16	9 × 18	3	17.1	611 - 152M50 - 816/918 - 22 - 41	

高风压潜孔钻头 High Air Pressure DTH Bits

高风压潜孔钻头 High Air Pressure DTH Bits

DOWN THE DRILLING
潜孔钻头

DOWN THE DRILLING
潜孔钻头

6	钻头直径 Diameter		合金数量 × 直径 No × button diameter		气孔 Air holes	重量 Weight (Kg)	型号 P/N Hang
	毫米 mm	英寸 inch	芯齿 Front	边齿 Gauge			
DHD360	圆齿 / 凹面 Spherical button/Concave face						
	152	6	4 × 16,4 × 16	8 × 18	2	26.0	613 - 152D360 - 816/818 - 22 - 41
	155	6 1/8	4 × 16,4 × 16	8 × 18	2	27.0	613 - 155D360 - 816/818 - 22 - 41
	159	6 1/4	4 × 16,4 × 16	8 × 18	2	29.0	613 - 159D360 - 816/818 - 22 - 41
	165	6 1/2	4 × 16,4 × 16	8 × 18	2	30.0	613 - 165D360 - 816/818 - 22 - 41
	165	6 1/2	4 × 18,4 × 18	8 × 18	2	30.0	613 - 165D360 - 818/818 - 22 - 41
	172	6 3/4	4 × 18,4 × 18	8 × 18	2	31.0	613 - 172D360 - 818/818 - 22 - 41
	178	7	4 × 18,4 × 18	8 × 18	2	32.0	613 - 178D360 - 818/818 - 22 - 41
	190	7 1/2	3 × 18,5 × 18	9 × 18	3	34.0	613 - 190D360 - 818/918 - 22 - 41
	203	8	3 × 18,6 × 18	9 × 18	3	36.0	613 - 203D360 - 918/918 - 22 - 41
	抛物线齿 / 凸面 Parabolic button/Convex face						
	152	6	6 × 16,4 × 16	9 × 18	3	26.0	614 - 152D360 - 1016/918 - 22 - 51
	155	6 1/8	6 × 16,4 × 16	9 × 18	3	27.0	614 - 155D360 - 1016/918 - 22 - 51
	159	6 1/4	6 × 16,4 × 16	9 × 18	3	29.0	614 - 159D360 - 1016/918 - 22 - 51
	165	6 1/2	6 × 18,4 × 18	9 × 18	3	30.0	614 - 165D360 - 1018/918 - 22 - 51
	172	6 3/4	6 × 18,4 × 18	9 × 18	3	31.0	614 - 172D360 - 1018/918 - 22 - 51
	178	7	6 × 18,4 × 18	9 × 18	3	32.0	614 - 178D360 - 1018/918 - 22 - 51
	190	7 1/2	6 × 18,5 × 18	9 × 18	3	34.0	614 - 190D360 - 1118/918 - 22 - 51
203	8	6 × 18,6 × 18	9 × 18	3	36.0	614 - 203D360 - 1218/918 - 22 - 51	
圆齿 / 平面 Spherical button/Flat face							
152	6	8 × 16	9 × 18	3	26.0	611 - 152D360 - 816/918 - 22 - 41	
155	6 1/8	8 × 16	9 × 18	3	27.0	611 - 155D360 - 816/918 - 22 - 41	
159	6 1/4	9 × 16	9 × 18	3	29.0	611 - 159D360 - 916/918 - 22 - 41	
165	6 1/2	8 × 16	8 × 18	2	30.0	611 - 165D360 - 816/818 - 22 - 41	
165	6 1/2	8 × 16	9 × 18	3	30.0	611 - 165D360 - 816/918 - 22 - 41	
172	6 3/4	8 × 18	9 × 18	3	31.0	611 - 172D360 - 818/918 - 22 - 41	
178	7	8 × 18	9 × 18	3	32.0	611 - 178D360 - 818/918 - 22 - 41	
190	7 1/2	9 × 18	9 × 18	3	34.0	611 - 190D360 - 918/918 - 22 - 41	
203	8	9 × 18	9 × 18	3	36.0	611 - 203D360 - 918/918 - 22 - 41	
SD6	抛物线齿 / 凹面 Parabolic button/Concave face						
	152	6	4 × 16,4 × 16	8 × 18	2	26.8	613 - 152SD6 - 816/818 - 22 - 51
	155	6 1/8	4 × 16,4 × 16	8 × 18	2	27.0	613 - 155SD6 - 816/818 - 22 - 51
	159	6 1/4	4 × 16,4 × 16	8 × 18	2	27.8	613 - 159SD6 - 816/818 - 22 - 51
	165	6 1/2	4 × 16,4 × 16	8 × 18	2	28.0	613 - 165SD6 - 816/818 - 22 - 51
	172	6 3/4	4 × 18,4 × 18	8 × 18	2	30.0	613 - 172SD6 - 818/818 - 22 - 51
	178	7	4 × 18,4 × 18	8 × 18	2	32.0	613 - 178SD6 - 818/818 - 22 - 51
	190	7 1/2	3 × 18,5 × 18	9 × 18	3	33.0	613 - 190SD6 - 818/918 - 22 - 51
	203	8	3 × 18,6 × 18	9 × 18	3	35.0	613 - 203SD6 - 918/918 - 22 - 51
	圆齿 / 凹面 Spherical button/Concave face						
	152	6	4 × 16,4 × 16	8 × 18	2	26.8	613 - 152SD6 - 816/818 - 22 - 41
	155	6 1/8	4 × 16,4 × 16	8 × 18	2	27.0	613 - 155SD6 - 816/818 - 22 - 41
	159	6 1/4	4 × 16,4 × 16	8 × 18	2	27.8	613 - 159SD6 - 816/818 - 22 - 41
	165	6 1/2	4 × 16,4 × 16	8 × 18	2	28.0	613 - 165SD6 - 816/818 - 22 - 41
	172	6 3/4	4 × 18,4 × 18	8 × 18	2	30.0	613 - 172SD6 - 818/818 - 22 - 41
	178	7	4 × 18,4 × 18	8 × 18	2	32.0	613 - 178SD6 - 818/818 - 22 - 41
	190	7 1/2	3 × 18,5 × 18	9 × 18	3	33.0	613 - 190SD6 - 818/918 - 22 - 41
	203	8	3 × 18,6 × 18	9 × 18	3	35.0	613 - 203SD6 - 918/918 - 22 - 41

6	钻头直径 Diameter		合金数量 × 直径 No × button diameter		气孔 Air holes	重量 Weight (Kg)	型号 P/N Hang
	毫米 mm	英寸 inch	芯齿 Front	边齿 Gauge			
QL60	圆齿 / 凹面 Spherical button/Concave face						
	152	6	4 × 16,4 × 16	8 × 18	2	25.0	613 - 152QL60 - 816/818 - 22 - 41
	155	6 1/8	4 × 16,4 × 16	8 × 18	2	25.8	613 - 155QL60 - 816/818 - 22 - 41
	159	6 1/4	4 × 16,4 × 16	8 × 18	2	26.0	613 - 159QL60 - 816/818 - 22 - 41
	165	6 1/2	4 × 16,4 × 16	8 × 18	2	27.6	613 - 165QL60 - 816/818 - 22 - 41
	172	6 3/4	4 × 18,4 × 18	8 × 18	2	28.0	613 - 172QL60 - 818/818 - 22 - 41
	178	7	4 × 18,4 × 18	8 × 18	2	29.0	613 - 178QL60 - 818/818 - 22 - 41
	190	7 1/2	3 × 18,5 × 18	9 × 18	3	30.0	613 - 190QL60 - 818/918 - 22 - 41
	203	8	3 × 18,6 × 18	9 × 18	3	32.0	613 - 203QL60 - 918/918 - 22 - 41
	圆齿 / 平面 Spherical button/Flat face						
	152	6	8 × 16	9 × 18	3	25.0	611 - 152QL60 - 816/918 - 22 - 41
	155	6 1/8	8 × 16	9 × 18	3	25.8	611 - 155QL60 - 816/918 - 22 - 41
	159	6 1/4	9 × 16	9 × 18	3	26.0	611 - 159QL60 - 916/918 - 22 - 41
	165	6 1/2	8 × 16	8 × 18	2	27.6	611 - 165QL60 - 816/818 - 22 - 41
	165	6 1/2	8 × 16	9 × 18	3	27.6	611 - 165QL60 - 816/918 - 22 - 41
	172	6 3/4	8 × 18	9 × 18	3	28.0	611 - 172QL60 - 818/918 - 22 - 41
	178	7	8 × 18	9 × 18	3	29.0	611 - 178QL60 - 818/918 - 22 - 41
	190	7 1/2	9 × 18	9 × 18	3	30.0	611 - 190QL60 - 918/918 - 22 - 41
203	8	9 × 18	9 × 18	3	32.0	611 - 203QL60 - 918/918 - 22 - 41	
M60	圆齿 / 凹面 Spherical button/Concave face						
	152	6	4 × 16,4 × 16	8 × 18	2	21.0	613 - 152M60 - 816/818 - 22 - 41
	155	6 1/8	4 × 16,4 × 16	8 × 18	2	21.8	613 - 155M60 - 816/818 - 22 - 41
	159	6 1/4	4 × 16,4 × 16	8 × 18	2	22.0	613 - 159M60 - 816/818 - 22 - 41
	165	6 1/2	4 × 16,4 × 16	8 × 18	2	22.9	613 - 165M60 - 816/818 - 22 - 41
	165	6 1/2	4 × 18,4 × 18	8 × 18	2	22.9	613 - 165M60 - 818/818 - 22 - 41
	172	6 3/4	4 × 18,4 × 18	8 × 18	2	24.8	613 - 172M60 - 818/818 - 22 - 41
	178	7	4 × 18,4 × 18	8 × 18	2	25.0	613 - 178M60 - 818/818 - 22 - 41
	190	7 1/2	3 × 18,5 × 18	9 × 18	3	27.0	613 - 190M60 - 818/918 - 22 - 41
	203	8	3 × 18,6 × 18	9 × 18	3	29.1	613 - 203M60 - 918/918 - 22 - 41
	抛物线齿 / 凸面 Parabolic button/Convex face						
	152	6	6 × 16,4 × 16	9 × 18	3	21.0	614 - 152M60 - 1016/918 - 22 - 51
	155	6 1/8	6 × 16,4 × 16	9 × 18	3	21.8	614 - 155M60 - 1016/918 - 22 - 51
	159	6 1/4	6 × 16,4 × 16	9 × 18	3	22.0	614 - 159M60 - 1016/918 - 22 - 51
	165	6 1/2	6 × 18,4 × 18	9 × 18	3	22.9	614 - 165M60 - 1018/918 - 22 - 51
	172	6 3/4	6 × 18,4 × 18	9 × 18	3	24.8	614 - 172M60 - 1018/918 - 22 - 51
	178	7	6 × 18,4 × 18	9 × 18	3	25.0	614 - 178M60 - 1018/918 - 22 - 51
	190	7 1/2	6 × 18,5 × 18	9 × 18	3	27.0	614 - 190M60 - 1118/918 - 22 - 51
203	8	6 × 18,6 × 18	9 × 18	3	29.1	614 - 203M60 - 1218/918 - 22 - 51	
圆齿 / 平面 Spherical button/Flat face							
152	6	8 × 16	9 × 18	3	21.0	611 - 152M60 - 816/918 - 22 - 41	
155	6 1/8	8 × 16	9 × 18	3	21.8	611 - 155M60 - 816/918 - 22 - 41	
159	6 1/4	9 × 16	9 × 18	3	22.0	611 - 159M60 - 916/918 - 22 - 41	
165	6 1/2	8 × 16	8 × 18	2	22.9	611 - 165M60 - 816/818 - 22 - 41	
165	6 1/2	8 × 16	9 × 18	3	22.9	611 - 165M60 - 816/918 - 22 - 41	
172	6 3/4	8 × 18	9 × 18	3	24.8	611 - 172M60 - 818/918 - 22 - 41	
178	7	8 × 18	9 × 18	3	25.0	611 - 178M60 - 818/918 - 22 - 41	
190	7 1/2	9 × 18	9 × 18	3	27.0	611 - 190M60 - 918/918 - 22 - 41	
203	8	9 × 18	9 × 18	3	29.1	611 - 203M60 - 918/918 - 22 - 41	

高风压潜孔钻头 High Air Pressure DTH Bits

高风压潜孔钻头 High Air Pressure DTH Bits

DOWN THE DRILLING
潜孔钻头

DOWN THE DRILLING
潜孔钻头

8	钻头直径 Diameter		合金数量 × 直径 No x button diameter		气孔 Air holes	重量 Weight (Kg)	型号 P/N Hang
	毫米 mm	英寸 inch	芯齿 Front	边齿 Gauge			
DHD380	圆齿 / 凹面 Spherical button/Concave face						
	200	7 7/8	6 × 18,6 × 18	9 × 18	3	49.2	613-200D380-1218/918-22-41
	203	8	6 × 18,6 × 18	9 × 18	3	49.7	613-203D380-1218/918-22-41
	216	8 1/2	6 × 18,8 × 18	9 × 18	3	52.0	613-216D380-1418/918-22-41
	219	8 5/4	6 × 18,9 × 18	9 × 18	3	52.7	613-219D380-1518/918-22-41
	222	8 3/4	3 × 18,5 × 18	12 × 18,6 × 18	3	53.7	613-222D380-818/1818-22-41
	226	8 7/8	3 × 18,5 × 18	12 × 18,6 × 18	3	54.1	613-226D380-818/1818-22-41
	229	9	3 × 18,5 × 18	12 × 18,6 × 18	3	56.0	613-229D380-818/1818-22-41
	241	9 1/2	3 × 18,6 × 18	12 × 18,6 × 18	3	60.1	613-241D380-918/1818-22-41
	251	9 7/8	3 × 18,7 × 18	12 × 18,6 × 18	3	62.8	613-251D380-1018/1818-22-41
	254	10	3 × 18,7 × 18	12 × 18,6 × 18	3	63.3	613-254D380-1018/1818-22-41
	270	10 5/8	3 × 18,8 × 18	12 × 18,6 × 18	3	71.1	613-270D380-1118/1818-22-41
	305	12	6 × 18,5 × 18	12 × 18,9 × 18	3	84.3	613-305D380-1418/2118-22-41
	抛物线齿 / 凸面 Parabolic button/Convex face						
	203	8	6 × 18,7 × 18	9 × 18	3	49.7	614-203D380-1318/918-22-51
216	8 1/2	6 × 18,8 × 18	9 × 18	3	52.0	614-216D380-1418/918-22-51	
222	8 3/4	6 × 18,8 × 18	12 × 18	3	53.7	614-222D380-1418/1218-22-51	
圆齿 / 平面 Spherical button/Flat face							
203	8	9 × 18	9 × 18	3	49.7	611-203D380-918/918-22-41	
216	8 1/2	12 × 18	9 × 18	3	52.0	611-216D380-1218/918-22-41	
222	8 3/4	13 × 18	12 × 18	3	53.7	611-222D380-1318/1218-22-41	
229	9	14 × 18	12 × 18	3	56.0	611-229D380-1418/1218-22-41	
SD8	圆齿 / 凹面 Spherical button/Concave face						
	200	7 7/8	6 × 18,6 × 18	9 × 18	3	41.0	613-200SD8-1218/918-22-41
	203	8	6 × 18,6 × 18	9 × 18	3	42.0	613-203SD8-1218/918-22-41
	216	8 1/2	6 × 18,8 × 18	9 × 18	3	53.0	613-216SD8-1418/918-22-41
	219	8 5/8	6 × 18,9 × 18	9 × 18	3	54.0	613-219SD8-1518/918-22-41
	222	8 3/4	3 × 18,5 × 18	12 × 18,6 × 18	3	56.0	613-222SD8-818/1818-22-41
	226	8 7/8	3 × 18,5 × 18	12 × 18,6 × 18	3	57.0	613-226SD8-818/1818-22-41
	229	9	3 × 18,5 × 18	12 × 18,6 × 18	3	58.0	613-229SD8-818/1818-22-41
	241	9 1/2	3 × 18,6 × 18	12 × 18,6 × 18	3	63.0	613-241SD8-918/1818-22-41
	251	9 7/8	3 × 18,7 × 18	12 × 18,6 × 18	3	54.0	613-251SD8-1018/1818-22-41
	254	10	3 × 18,7 × 18	12 × 18,6 × 18	3	67.0	613-254SD8-1018/1818-22-41
	270	10 5/8	3 × 18,8 × 18	12 × 18,6 × 18	3	72.0	613-270SD8-1118/1818-22-41
	305	12	6 × 18,8 × 18	12 × 18,9 × 18	3	94.0	613-305SD8-1418/2118-22-41
	抛物线齿 / 凸面 Parabolic button/Convex face						
	203	8	6 × 18,7 × 18	9 × 18	3	42	614-203SD8-1318/918-22-51
216	8 1/2	6 × 18,8 × 18	9 × 18	3	53.6	614-216SD8-1418/918-22-51	
222	8 3/4	6 × 18,8 × 18	12 × 18	3	54	614-222SD8-1418/1218-22-51	
圆齿 / 平面 Spherical button/Flat face							
203	8	9 × 18	9 × 18	3	42	611-203SD8-918/918-22-41	
216	8 1/2	12 × 18	9 × 18	3	53.6	611-216SD8-1218/918-22-41	
222	8 3/4	13 × 18	12 × 18	3	54	611-222SD8-1318/1218-22-41	
229	9	14 × 18	12 × 18	3	58	611-229SD8-1418/1218-22-41	


8	钻头直径 Diameter		合金数量 × 直径 No x button diameter		气孔 Air holes	重量 Weight (Kg)	型号 P/N Hang
	毫米 mm	英寸 inch	芯齿 Front	边齿 Gauge			
QL80	圆齿 / 凹面 Spherical button/Concave face						
	200	7 7/8	6 × 18,6 × 18	9 × 18	3	49.9	613-200QL80-1218/918-22-41
	203	8	6 × 18,6 × 18	9 × 18	3	50.4	613-203QL80-1218/918-22-41
	216	8 1/2	6 × 18,8 × 18	9 × 18	3	52.7	613-216QL80-1418/918-22-41
	219	8 5/8	6 × 18,9 × 18	9 × 18	3	53.4	613-219QL80-1518/918-22-41
	222	8 3/4	3 × 18,5 × 18	12 × 18,6 × 18	3	54.4	613-222QL80-818/1818-22-41
	226	8 7/8	3 × 18,5 × 18	12 × 18,6 × 18	3	54.8	613-226QL80-818/1818-22-41
	229	9	3 × 18,5 × 18	12 × 18,6 × 18	3	55.2	613-229QL80-818/1818-22-41
	241	9 1/2	3 × 18,6 × 18	12 × 18,6 × 18	3	60.8	613-241QL80-918/1818-22-41
	251	9 7/8	3 × 18,7 × 18	12 × 18,6 × 18	3	63.5	613-251QL80-1018/1818-22-41
	254	10	3 × 18,7 × 18	12 × 18,6 × 18	3	64.0	613-254QL80-1018/1818-22-41
	270	10 5/8	3 × 18,8 × 18	12 × 18,6 × 18	3	71.8	613-270QL80-1118/1818-22-41
	305	12	6 × 18,8 × 18	12 × 18,6 × 18	3	85.0	613-305QL80-1418/2118-22-41
	抛物线齿 / 凸面 Parabolic button/Convex face						
	203	8	6 × 18,7 × 18	9 × 18	3	51.3	614-203QL80-1318/918-22-51
216	8 1/2	6 × 18,8 × 18	9 × 18	3	53.6	614-216QL80-1418/918-22-51	
222	8 3/4	6 × 18,8 × 18	12 × 18	3	55.2	614-222QL80-1418/1218-22-51	
圆齿 / 平面 Spherical button/Flat face							
203	8	9 × 18	9 × 18	3	51.0	611-203QL80-918/918-22-41	
216	8 1/2	12 × 18	9 × 18	3	53.7	611-216QL80-1218/918-22-41	
222	8 3/4	13 × 18	12 × 18	3	54.4	611-222QL80-1318/1218-22-41	
229	9	14 × 18	12 × 18	3	56.8	611-229QL80-1418/1218-22-41	
M80	圆齿 / 凹面 Spherical button/Concave face						
	200	7 7/8	6 × 18,6 × 18	9 × 18	3	40.8	613-200M80-1218/918-22-41
	203	8	6 × 18,6 × 18	9 × 18	3	41.0	613-203M80-1218/918-22-41
	216	8 1/2	6 × 18,8 × 18	9 × 18	3	41.8	613-216M80-1418/918-22-41
	219	8 5/8	6 × 18,9 × 18	9 × 18	3	42.0	613-219M80-1518/918-22-41
	222	8 3/4	3 × 18,5 × 18	12 × 18,6 × 18	3	49.0	613-219M80-1518/918-22-41
	226	8 7/8	3 × 18,5 × 18	12 × 18,6 × 18	3	51.0	613-226M80-818/1818-22-41
	229	9	3 × 18,5 × 18	12 × 18,6 × 18	3	53.0	613-229M80-818/1818-22-41
	241	9 1/2	3 × 18,6 × 18	12 × 18,6 × 18	3	56.0	613-241M80-918/1818-22-41
	251	9 7/8	3 × 18,7 × 18	12 × 18,6 × 18	3	56.8	613-251M80-1018/1818-22-41
	254	10	3 × 18,7 × 18	12 × 18,6 × 18	3	57.0	613-254M80-1018/1818-22-41
	270	10 5/8	3 × 18,8 × 18	12 × 18,6 × 18	3	61.0	613-270M80-1118/1818-22-41
	305	12	6 × 18,8 × 18	12 × 18,6 × 18	3	77.0	613-305M80-1418/2118-22-41
	抛物线齿 / 凸面 Parabolic button/Convex face						
	203	8	6 × 18,7 × 18	9 × 18	3	41.0	614-203M80-1318/918-22-51
216	8 1/2	6 × 18,8 × 18	9 × 18	3	42.0	614-216M80-1418/918-22-51	
222	8 3/4	6 × 18,8 × 18	12 × 18	3	49.0	614-222M80-1418/1218-22-51	
圆齿 / 平面 Spherical button/Flat face							
203	8	9 × 18	9 × 18	3	41.0	611-203M80-918/918-22-41	
216	8 1/2	12 × 18	9 × 18	3	42.0	611-216M80-1218/918-22-41	
222	8 3/4	13 × 18	12 × 18	3	49.0	611-222M80-1318/1218-22-41	
229	9	14 × 18	12 × 18	3	53.0	611-229M80-1418/1218-22-41	

潜孔钻杆 DTH Drill Pipes


转换接头 Subs

DOWN THE DRILLING
潜孔钻杆

DOWN THE DRILLING
潜孔钻杆




外径 Outer diameter		螺纹 Thread	壁厚 Wall thickness		长度 Length		扳手槽 Wrench flat		重量 Weight approx kg	型号 P/N Hang
毫米 mm	英寸 inch		毫米 mm	英寸 inch	毫米 mm	英尺 Foot	毫米 mm	英寸 inch		
API 螺纹 API Reg thread										
76	3	2 3/8 API Reg	5.5	1/5	1000	3'33/8"	57	2 1/4	17	63-076-1057-5.5-1000-42
76	3		5.5	1/5	1500	4'11"	57	2 1/4	22	63-076-1057-5.5-1500-42
76	3		5.5	1/5	2000	6'63/4"	57	2 1/4	26	63-076-1057-5.5-2000-42
76	3		5.5	1/5	3000	9'10"	57	2 1/4	35	63-076-1057-5.5-3000-42
76	3		5.5	1/5	1000	3'33/8"	65	2 5/9	17	63-076-1065-5.5-1000-42
76	3		5.5	1/5	1500	4'11"	65	2 5/9	22	63-076-1065-5.5-1500-42
76	3		5.5	1/5	2000	6'63/4"	65	2 5/9	26	63-076-1065-5.5-2000-42
76	3		5.5	1/5	3000	9'10"	65	2 5/9	35	63-076-1065-5.5-3000-42
76	3		6.5	1/4	3000	9'10"	65	2 5/9	46	63-076-1065-6.5-3000-42
76	3		6.5	1/4	4500	14'9"	65	2 5/9	56	63-076-1065-6.5-4500-42
76	3		6.5	1/4	6000	19'8"	65	2 5/9	73	63-076-1065-6.5-6000-42
89	3 1/2		5.5	1/5	1000	3'33/8"	65	2 5/9	20	63-089-1065-5.5-1000-42
89	3 1/2		5.5	1/5	1500	4'11"	65	2 5/9	25	63-089-1065-5.5-1500-42
89	3 1/2		5.5	1/5	2000	6'63/4"	65	2 5/9	30	63-089-1065-5.5-2000-42
89	3 1/2		5.5	1/5	3000	9'10"	65	2 5/9	40	63-089-1065-5.5-3000-42
89	3 1/2		6.5	1/4	1000	3'33/8"	65	2 5/9	21	63-089-1065-6.5-1000-42
89	3 1/2		6.5	1/4	1500	4'11"	65	2 5/9	26	63-089-1065-6.5-1500-42
89	3 1/2		6.5	1/4	2000	6'63/4"	65	2 5/9	32	63-089-1065-6.5-2000-42
89	3 1/2		6.5	1/4	3000	9'10"	65	2 5/9	45	63-089-1065-6.5-3000-42
89	3 1/2		6.5	1/4	4500	14'9"	65	2 5/9	65	63-089-1065-6.5-4500-42
89	3 1/2		6.5	1/4	6000	19'8"	65	2 5/9	84	63-089-1065-6.5-6000-42




F 螺纹 F thread										
外径 Outer diameter	英寸 inch	螺纹 Thread	壁厚 Wall thickness	英寸 inch	长度 Length	英尺 Foot	扳手槽 Wrench flat	英寸 inch	重量 Weight approx kg	型号 P/N Hang
50		F42 x 10	4.5	1/6	1000	3'33/8"	40	1 5/8		63-050-6040-4.5-1000-42
60	2	F48 x 10	4.5	1/6	1000	3'33/8"	40	1 5/8		63-060-6140-4.5-1000-42
60	2		4.5	1/6	1500	4'11"	40	1 5/8		63-060-6140-4.5-1500-42
60	2		4.5	1/6	2000	6'63/4"	40	1 5/8		63-060-6140-4.5-2000-42
60	2		4.5	1/6	3000	9'10"	40	1 5/8		63-060-6140-4.5-3000-42



内螺纹 A Box thread A	外螺纹 B Pin thread B	外径 A Diameter A		外径 B Diameter B		长度 Length		扳手槽 Wrench flat		重量 Weight approx kg	型号 P/N Hang
		毫米 mm	英寸 inch	毫米 mm	英寸 inch	毫米 mm	英尺 Foot	毫米 mm	英寸 inch		
2 3/8"API Reg	2 3/8"API Reg	77	3	77	3	140	5 1/2	65	2 5/9	4.0	642-77-1010-65-140-42
2 3/8"API Reg	2 3/8"API Reg	90	3 1/2	90	3 1/2	140	5 1/2	65	2 5/9	5.5	642-90-1010-65-140-42
2 3/8"API Reg	2 3/8"API Reg	102	4	102	4	130	5 1/8	76	3	7.8	642-102-1010-76-130-42
2 3/8"API Reg	2 3/8"API IF	90	3 1/2	90	3 1/2	144	5 5/7	65	2 5/9	5.5	642-90-1011-65-144-42
2 3/8"API Reg	2 7/8"API Reg	95	3 3/4	95	3 3/4	130	5 1/8	65	2 5/9	8.0	642-95-1020-65-130-42
2 3/8"API Reg	3 1/2"API Reg	90	3 1/2	102	4	120	4 5/7	95	3 3/4	10.5	642-90-1030-95-120-42
2 3/8"API IF	2 3/8"API Reg	90	3 1/2	90	3 1/2	164	6 1/2	65	2 5/9	6.8	642-90-1110-65-164-42
2 7/8"API Reg	2 3/8"API Reg	90	3 1/2	90	3 1/2	154	6 1/8	65	2 5/9	6.5	642-90-2010-65-154-42
2 7/8"API Reg	3 1/2"API Reg	90	3 1/2	115	4 1/2	120	4 5/7	95	3 3/4	11.0	642-90-2030-95-120-42
3 1/2"API Reg	2 3/8"API Reg	115	4 1/2	115	4 1/2	219	8 5/8	95	3 3/4	12.5	642-115-3010-95-219-42
3 1/2"API Reg	2 3/8"API IF	115	4 1/2	115	4 1/2	160	6 2/7	95	3 3/4	10.5	642-115-3011-95-160-42
3 1/2"API Reg	2 7/8"API Reg	115	4 1/2	115	4 1/2	160	6 2/7	95	3 3/4	10.8	642-115-3020-95-160-42
3 1/2"API Reg	2 7/8"API IF	115	4 1/2	115	4 1/2	160	6 2/7	95	3 3/4	10.8	642-115-3021-95-160-42
3 1/2"API Reg	3 1/2"API Reg	115	4 1/2	115	4 1/2	160	6 2/7	95	3 3/4	10.5	642-115-3030-95-160-42
3 1/2"API Reg	4 1/2"API Reg	146	5 3/4	146	5 3/4	132	5 1/6	120	4 5/7	16.5	642-146-3040-120-132-42
4 1/2"API Reg	3 1/2"API Reg	146	5 3/4	115	4 1/2	235	9 1/4	95	3 3/4	19.0	642-146-4030-95-235-42
F48 x 10	F42 x 10	59	2 3/8	59	2 3/8	203	8	40	1 5/8		642-59-6160-40-203-42
F48 x 10	F48 x 10	59	2 3/8	59	2 3/8	203	8	40	1 5/8		642-59-6161-40-203-42
F48 x 10	2"API Reg	59	2 3/8	59	2 3/8	203	8	40	1 5/8		642-59-6190-40-203-42



内螺纹 A Box thread A	内螺纹 B Box thread B	外径 A Diameter A		外径 B Diameter B		长度 Length		扳手槽 Wrench flat		重量 Weight approx kg	型号 P/N Hang
		毫米 mm	英寸 inch	毫米 mm	英寸 inch	毫米 mm	英尺 Foot	毫米 mm	英寸 inch		
2 3/8"API Reg	2 3/8"API Reg	77	3	77	3	200	7 7/8	65	2 5/9	4.5	641-77-1010-65-200-42
2 3/8"API Reg	2 3/8"API Reg	90	3 1/2	90	3 1/2	200	7 7/8	65	2 5/9	6.0	641-90-1010-65-200-42
2 3/8"API Reg	2 7/8"API Reg	90	3 1/2	90	3 1/2	225	8 7/8	65	2 5/9	6.2	641-90-1020-65-225-42
2 3/8"API Reg	3 1/2"API Reg	115	4 1/2	115	4 1/2	210	8 1/4	95	3 3/4	10.0	641-115-1030-65-210-42



外螺纹 Pin thread A	外螺纹 B Pin thread B	外径 A Diameter A		外径 B Diameter B		长度 Length		扳手槽 Wrench flat		重量 Weight approx kg	型号 P/N Hang
		毫米 mm	英寸 inch	毫米 mm	英寸 inch	毫米 mm	英尺 Foot	毫米 mm	英寸 inch		
2 3/8"API Reg	2 3/8"API Reg	90	3 1/2	90	3 1/2	70	2 3/4	65	2 5/9	4.6	643-90-1010-65-70-42
2 3/8"AP Reg	3 1/2"API Reg	90	3 1/2	115	4 1/2	97	3 3/4	95	3 3/4	9.0	643-90-1030-95-97-42
3 1/2"API Reg	3 1/2"API Reg	115	4 1/2	115	4 1/2	90	3 1/2	95	3 3/4	10.0	643-115-3030-95-90-42


采矿工具 Mining Tools Series



3038WA Series



3038WB Series



02

H A N G

截 齿

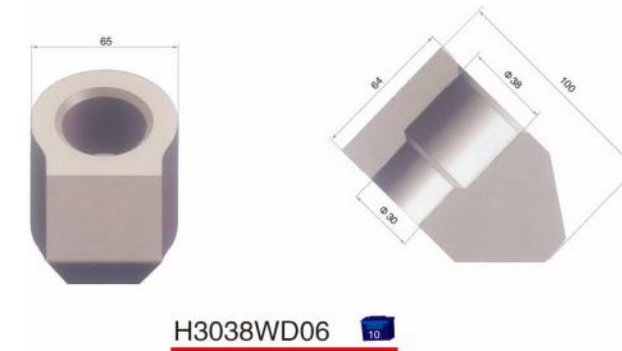
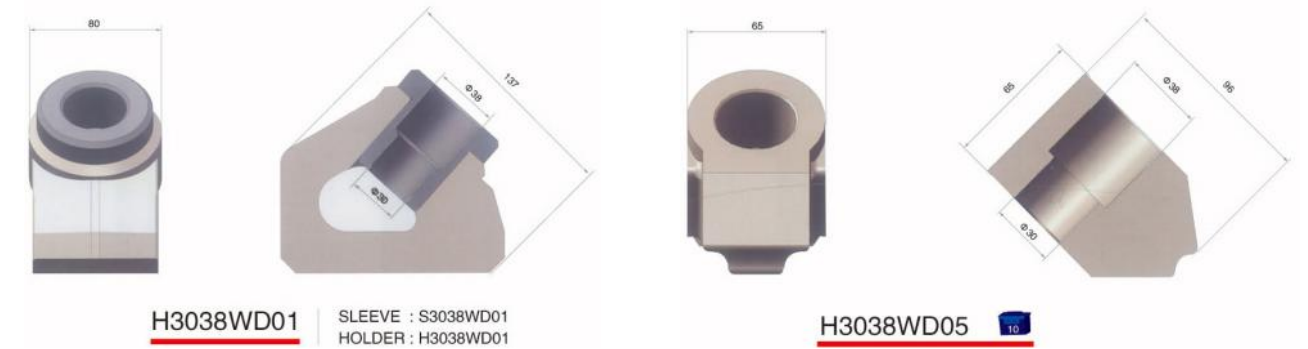
CUTTING PICKS SERIES

- Mining Tools Series 采矿工具
- Construction Tools Series 建筑工具
- Road Milling Tools Series 路面铣刨工具

3038WC Series



3038WD Series




30GA Series




CUTTING PICKS SERIES

CUTTING PICKS SERIES


30GA Series 30WA Series




30GA04



30WA01




30WA02




30WA03


30WB Series



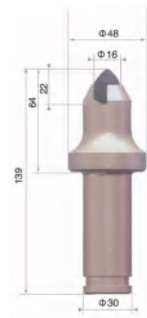
30WB01



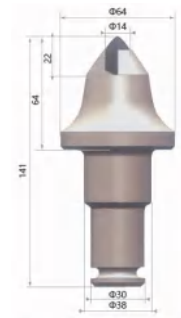
30WB02




30WB03




30WB04



3038WD05



30WB06




30WB07




30WB08

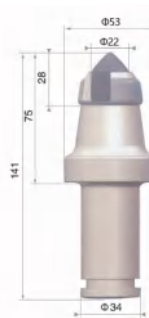
34WB Series



34WB01



34WB02

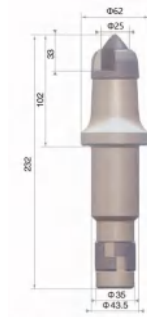


34WB02H

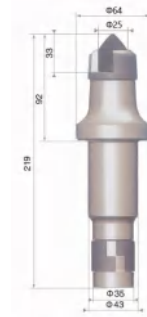
3544NA Series




3544NA01



3544NA02H




3544NA03H




3544WA01H

35GA Series



35GA01




35GA02

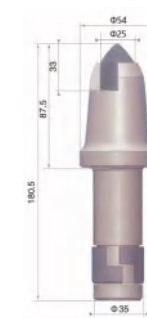
35NA Series



35NA01

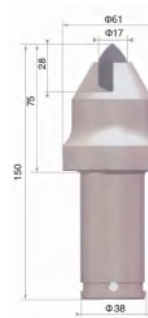


35GA02

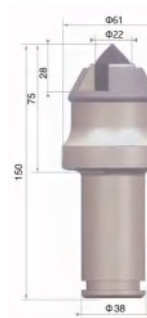


35NA03

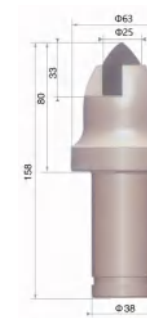
38WA Series




38WA02



38WA03H



38WA04



H38WA01

CUTTING PICKS SERIES

CUTTING PICKS SERIES

30WB Series



38WB01 | **H38WB01** | SLEEVE : S38WB01
HOLDER : H38WB01

38GA Series



38GA01 | **38GA02** | **38GA03**

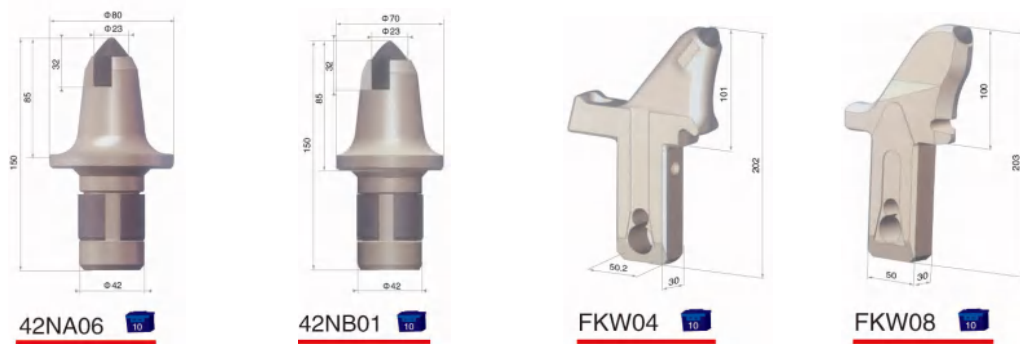
42NA Series



42NA01H | **42NA02H** | **42NA03H** | **42NA04** | **42NA05**

42NA Series

FKW Series



42NA06 | **42NB01** | **FKW04** | **FKW08**

建筑工具 Construction Tools Series

25 W A 01

- Serial Number
- Shoulder Diameter Category
- Retainer Code Q: Full Sleeve Retainer; W: External Retainer; N: Internal Retainer; G: Bumped / Raised Retainer;
- Shank Diameter (mm)

25GA Series



25GA01 | **25GA02** | **25GA03** | **25GA04** | **25GA05**

25GB Series

H25GA Series




25GB01 | **H25GA01** | **H25GA02**

H25GA Series



H25GA03

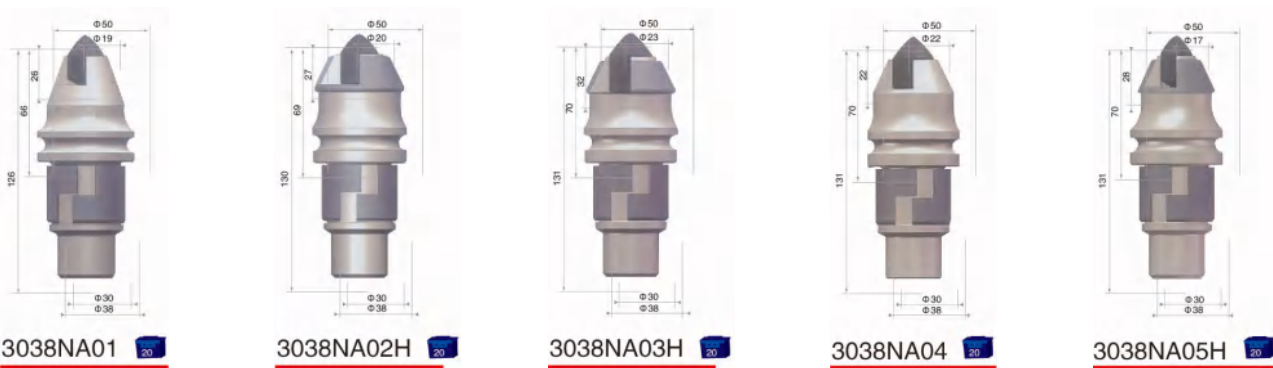
25WA Series




25WB Series




3038NA Series



3038NA Series



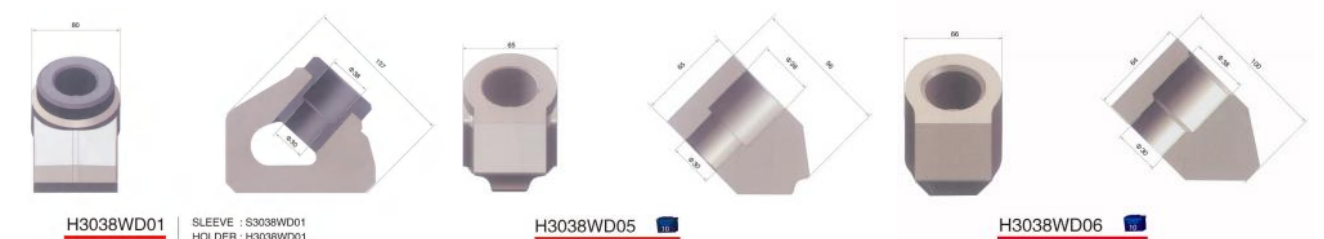
3038NB Series



3038NC Series



3038WD Series



30WD Series



30WD03 10

30WD05 10

30WD06 10



H30WD01 SLEEVE : S30WD01
HOLDER : H30WD01

H30WD02 SLEEVE : S30WD02
HOLDER : H30WD02

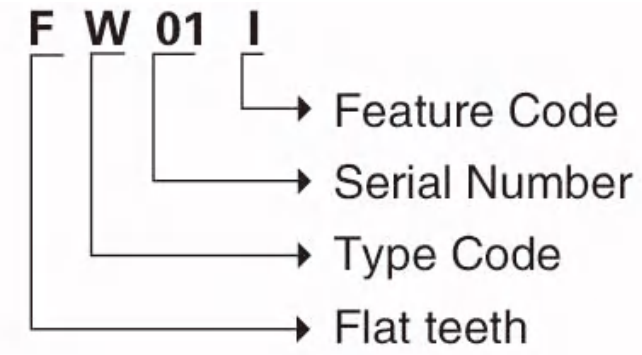
34WD Series



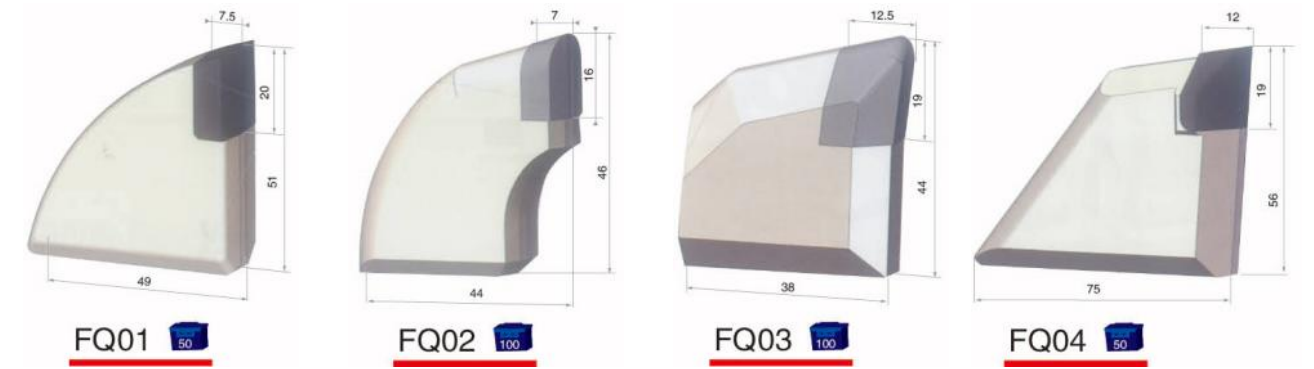
34WA01 10

34WA02 10

H34WA01 SLEEVE : S34WD01
HOLDER : H34WD01



FQ Series



FQ01 50

FQ02 100

FQ03 100

FQ04 50

FW & HFW Series



FW011 10

FW010 10

FW021 10

FW020 10

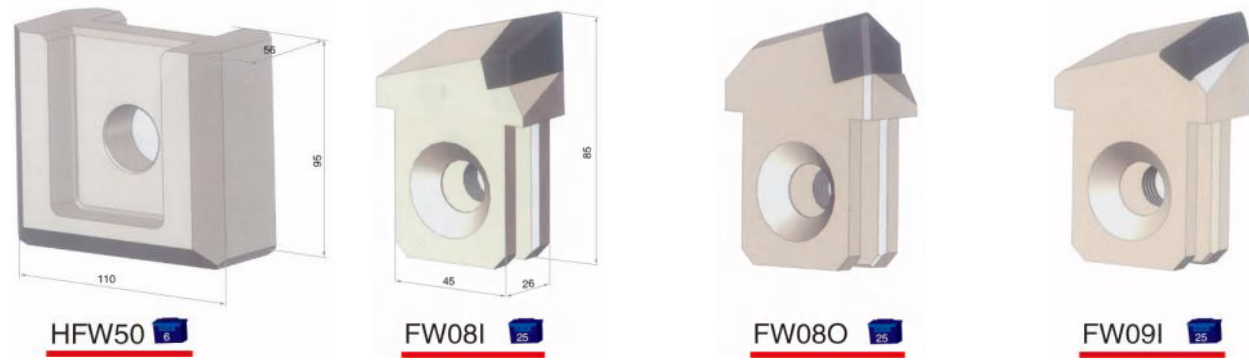
HFW40 8

FW060 10

FW061 10

FW070 8

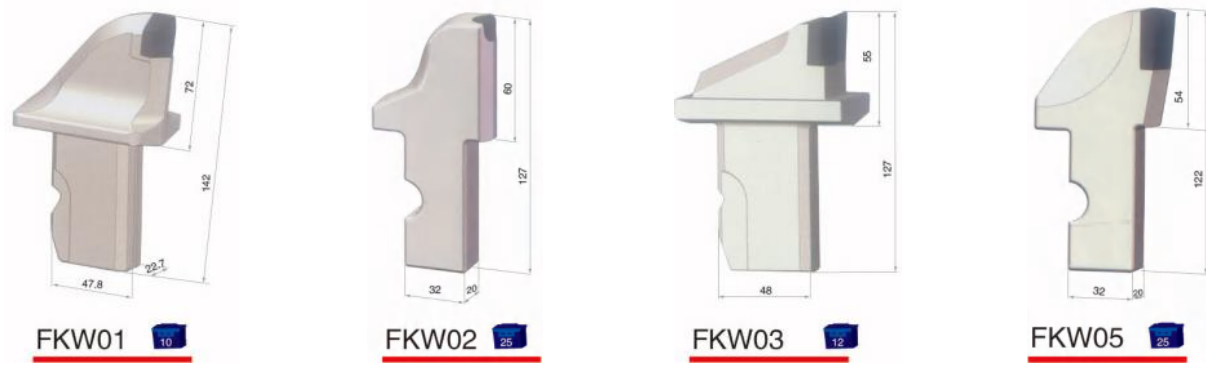
FW & HFW Series 30WD Series



FWA Series

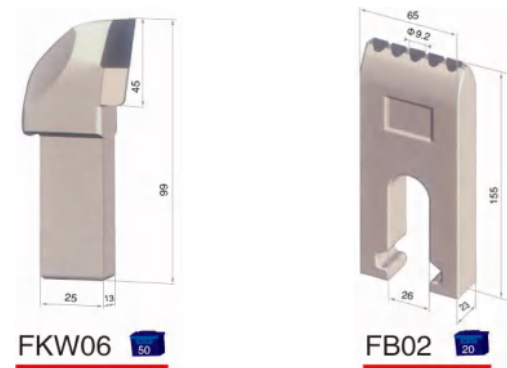


FKW Series



FKW Series

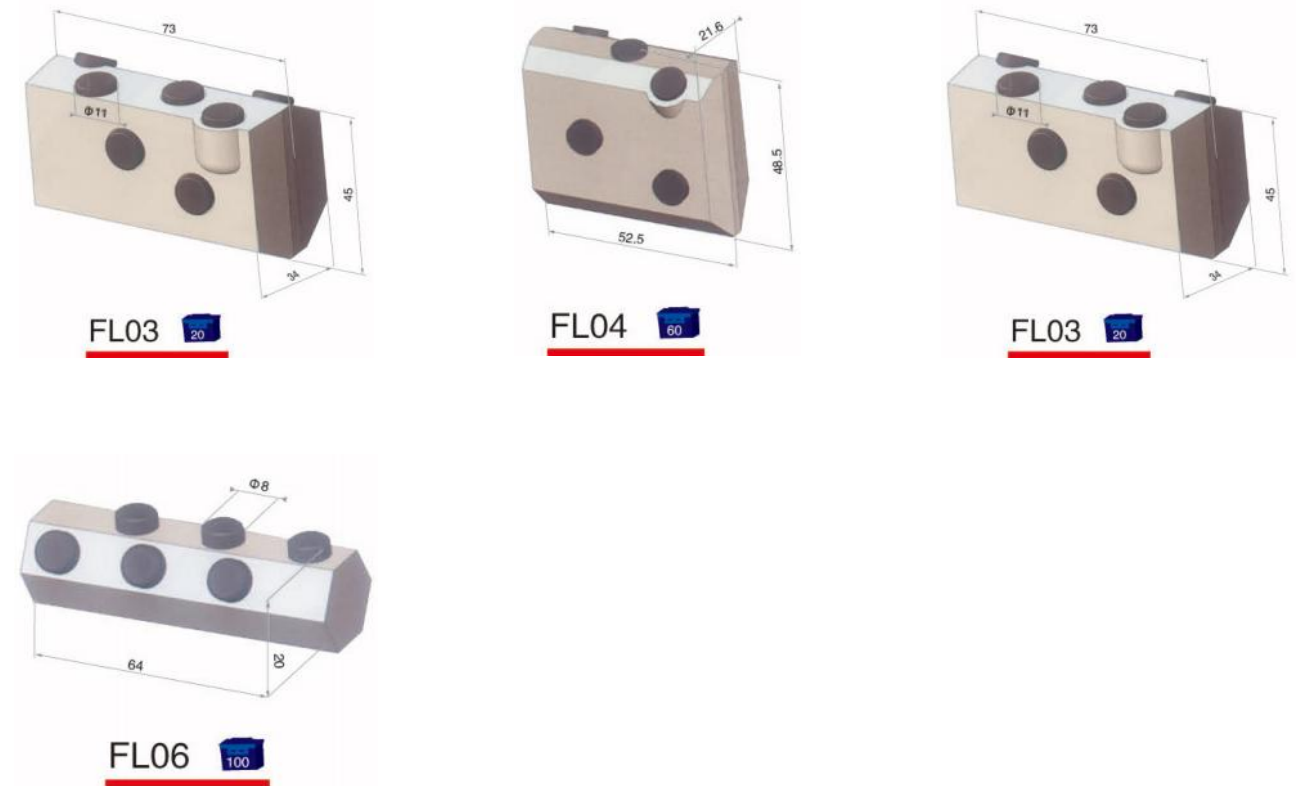
FB Series



FS & HFS Series



FL Series




FP Series



路面铣刨工具 Road Milling Tools Series



17QA Series




17QB Series




198GA Series



19GB Series



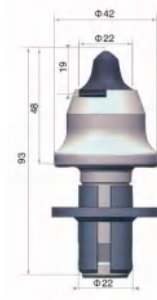
19NA Series



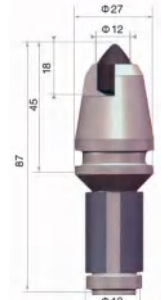
19QA Series




19QA01 100



19QA02 100

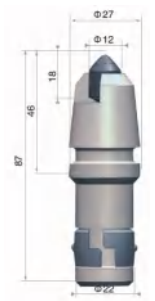


19NA03 100

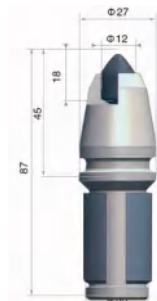


22TA01 100

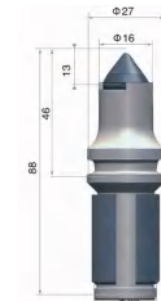
22GA Series 22NA Series



22GA01 100




22NA01 100

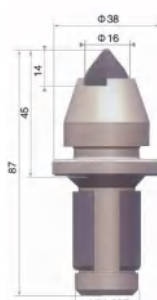


22NA02 100

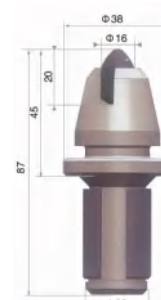
22NB Series



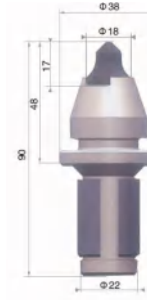
22NB01 100



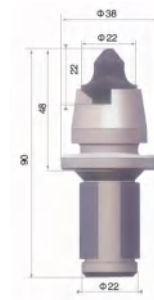
22NB02 100



22NB03 100

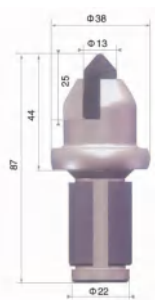


22NB04 100

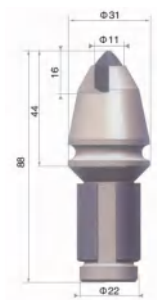


22NB05 100

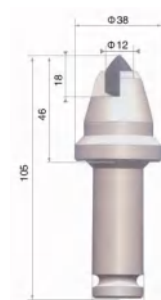
22NB Series 22NC Series 22NA Series




22NB06 100



22NC01 100



22WA01 100



H22NB01 50

ROCK TOOL
HANG



ROCK TOOL

HANG

青岛金海航工贸有限公司

HANG INDUSTRY & TRADE CO., Ltd

ADD:Office 924,Building 3,WFC Xiexin Center,No.19 Qingling
Road, Laoshan District,Qingdao,China

TEL: +86-532-83765757

+86-13708967627

FAX: +86-532-85850071

E-MAIL: info@hangrocktools.com

sale@hangrocktools.com

WEB: www.hangdrill.com

www.hangrocktools.com



Hang



Mark